



# City Manager Report

## JUNE 2016

**Contents:**

Monthly reports of the City Manager and all departments as presented to the Kingston City Council and to the citizens of Kingston

**Reporting Schedule:**

Published monthly on the City of Kingston website and distributed during the Kingston City Council meeting on the second Tuesday of each month

**Featured Picture:**

Picture of the Kingston Public Library

**Distributed:**

July 12, 2016

## **Message from the City Manager**

### **Management**

- ☐ City Manager

### **Finance**

- ☐ Finance/HR
- ☐ Human Resources
- ☐ City Clerk

### **Public Safety**

- ☐ Police
- ☐ Codes Enforcement
- ☐ Municipal Court
- ☐ Fire

### **Public Services**

- ☐ Public Works
- ☐ Parks & Recreation
  - Three Rivers Amphitheater Report (None for April)
- ☐ Building Permits

### **Water Department**

- ☐ Kingston Water Plant
- ☐ Kingston Wastewater Treatment Plant
- ☐ Kingston Water Distribution and Collection

### **Library**

- ☐ Director's Report

### **E-911 Quarterly Report**

- ☐ Director's Report (None for May)  
Reports are Issued Quarterly

### **Solid Waste Advisory Board**

- ☐

### **Project Status Updates**

- ☐ Greenway
- ☐ N. Kentucky Street Paving (STP)
- ☐ WWTP Expansion
- ☐ Water Lines
- ☐ Sewer Lines
- ☐ LPRF Gertrude Porter Park
- ☐ Phase II Solar Project



July 12, 2016

To: Kingston City Council  
City Staff  
Residents of Kingston

This City Manager Monthly Report is to be distributed and published on the city website ([www.mykingstontn.com](http://www.mykingstontn.com)). We are producing this report in an effort to provide general and performance information to the Kingston City Council and the public regarding City services and programs and to enhance transparency in our local government. Information compiled by each department is analyzed and organized for presentation in this report.

Our goal is to become more transparent and more performance driven. The City staff and I will continue to make every effort to increase efficiencies in City services as we serve the citizens of Kingston.

It is our hope this report will help you become and stay informed regarding city issues and progress.

Please feel free to contact me with any questions, comments and/or suggestions regarding this report.

Sincerely,

David L. Bolling, City Manager  
City of Kingston

# **City Manager**

## **Management Report: June 2016**

### **Legislative Accomplishments**

- A. Approval of an Ordinance to Amend the Budget Appropriation for Fiscal Year 2015/2016 for the City of Kingston
- B. Approval of an Ordinance Amending the Annual Budget for the Water and Sewer Department of the City of Kingston for the Fiscal Year Beginning July 1, 2015, and Ending June 30, 2016
- C. Approval of an Ordinance of the City of Kingston, Tennessee Adopting the Annual Budget and Setting the Tax Rate for the Fiscal Year Beginning July 1, 2016, and Ending June 30, 2017
- D. Approval of an Ordinance Making and Fixing the Annual Budget for the Water and Sewer Department of the City of Kingston for the Fiscal Year 2016/2017 and Establishing Water and Sewer Rates and the Expenses of the Operation of the Kingston Water and Sewer Departments
- E. Adopt a Resolution and Participating Employer Agreement in the State 401K Plan

### **Legislative Matters Forthcoming**

- A. Discussion of proposed revisions to the City of Kingston Sign Ordinance

### **Other Items Considered by the Council**

- A. Authorized the Mayor to Execute the Contract Between the East Tennessee Development District and the City of Kingston, Tennessee
- B. Approval of the RFP for the City Website
- C. Adopted a Resolution to Adopt an Internal Control Policy for the City of Kingston, Tennessee
- D. Adopted a Resolution Authorizing the Issuance of Capital Outlay Note Series 2016 in an Amount Not to Exceed \$108,775.00
- E. Authorized Employee Participation in the State of Tennessee 401(k) and 457 Deferred Compensation Retirement Plan
- F. Approved the Appointment of Two Positions to the Parks and Recreation Commission (4-Year Terms Beginning July 1, 2016, and Ending June 30, 2020)
- G. Approved the Sale of Surplus Police Department Equipment on GovDeals
- **External Meetings**
  - Robert Campbell
  - Chamber Board Meeting
  - TDOT
  - United Way
- **Internal Meetings**
  - Discussed various legal issues with the City Attorney

### **Ongoing Work**

- Greenway Project Extension: **Construction punch-list items being completed**
- TVA Funding: **Construction of Pavilion at 58 Landing is complete**
- LPRF (Porter Park): **Awaiting awarding of contract to Southeast Construction**
- HOME Grant: **Inspections set to begin in early July**
- CDBG (Sewer Plant): **Bids under review**

## **Message from the City Manager**

### **Management**

- ☐ City Manager

### **Finance**

- ☐ Finance/HR
- ☐ Human Resources
- ☐ City Clerk

### **Public Safety**

- ☐ Police
- ☐ Codes Enforcement
- ☐ Municipal Court
- ☐ Fire

### **Public Services**

- ☐ Public Works
- ☐ Parks & Recreation
  - Three Rivers Amphitheater Report (None for April)
- ☐ Building Permits

### **Water Department**

- ☐ Kingston Water Plant
- ☐ Kingston Wastewater Treatment Plant
- ☐ Kingston Water Distribution and Collection

### **Library**

- ☐ Director's Report

### **E-911 Quarterly Report**

- ☐ Director's Report (None for May)  
Reports are Issued Quarterly

### **Solid Waste Advisory Board**

- ☐

### **Project Status Updates**

- ☐ Greenway
- ☐ N. Kentucky Street Paving (STP)
- ☐ WWTP Expansion
- ☐ Water Lines
- ☐ Sewer Lines
- ☐ LPRF Gertrude Porter Park
- ☐ Phase II Solar Project

## **FINANCE AND ADMINISTRATION REPORT JUNE 2016**

- \* CONTINUING THE EFFORT FOR NEIGHBORS HELPING NEIGHBORS PROJECT TO ADD \$1.00 PER MONTH TO THEIR UTILITY BILL
- \* CUSTOMERS WHO VOLUNTEERED TO HELP OTHERS TOTAL 535 -DONATIONS TOTAL \$5359.49 DISBURSED - 0
- \* UTILITY BILLING TOTAL NUMBER OF ACCOUNTS BILLED FOR JUNE 3742 FOR A TOTAL AMOUNT OF \$321522.02
- \* NEW WATER SERVICE APPLICATIONS FOR APRIL TOTALED 46 NEW CUSTOMERS MAKING TOTAL OF 3733 ACCOUNTS
- \* 50 CUSTOMERS FINALED OUT SERVICE
- \* 147 PAST DUE ACCOUNTS
- \* TOTAL ACH-BANK DRAFT ACCOUNTS - 615
- \* TOTAL E-BILL ACCOUNTS - 190

### **NEW BUSINESS LICENSES ISSUED IN JUNE**

- 1 TIM RHODES ELECTRIC CO, 3311 COUNTY ROAD 47, FLORENCE, AL 35630

# CITY OF KINGSTON COMBINED

## FINANCIAL SUMMARY FY JULY 2015 - JUNE 2016

Cash in Bank	July	August	September	October	November	December	January	February	MARCH	APRIL	MAY	JUNE
General Fund	\$1,394,479	\$1,439,834	\$990,877	\$701,505	\$544,227	\$1,397,644	\$1,361,339	\$1,667,563	\$1,774,717	\$1,961,566	\$1,702,868	\$1,630,580
TVA ENHANCEMENT FUNDS			\$375,000	\$374,550	\$374,506	\$362,142	\$238,964	\$225,353	\$223,413	\$222,263	\$214,465	\$190,613
2008 Bond	\$323,426	\$322,326	\$321,269	\$320,182	\$319,124	\$318,070	\$317,051	\$316,086	\$315,002	\$313,552	\$235,012	\$233,658
Water/Sewer	\$1,016,368	\$1,093,273	\$1,153,604	\$1,152,932	\$1,071,670	\$1,102,745	\$1,245,944	\$1,219,629	\$1,296,700	\$1,335,119	\$1,445,929	\$1,467,435
1999 Bond	\$156,101	\$176,405	\$173,756	\$217,000	\$237,385	\$257,689	\$278,026	\$298,548	\$318,680	\$337,825	\$74,919	\$101,510
2004 Bond	\$323,682	\$332,582	\$331,525	\$350,438	\$359,382	\$368,335	\$377,329	\$386,380	\$395,315	\$403,886	\$349,344	\$358,032
RDA Reserve Fund	\$222,442	\$224,455	\$224,468	\$228,481	\$230,494	\$232,533	\$234,596	\$236,655	\$238,720	\$240,783	\$242,783	\$244,912
Rockwood Interco	\$585,197	\$582,386	\$572,078	\$514,353	\$514,424	\$514,552	\$880,721	\$881,015	\$881,329	\$881,634	\$878,634	\$873,550
Gallaher Rd Const	\$468,200	\$465,400	\$465,427	\$465,454	\$465,481	\$465,557	\$465,683	\$444,136	\$434,511	\$420,345	\$420,345	\$417,570
Drug Fund	\$10,914	\$9,707	\$10,641	\$11,264	\$17,581	\$17,660	\$25,342	\$25,403	\$10,120	\$9,467	\$15,330	\$15,695
Ladd Landing Con	\$309	\$309	\$309	\$309	\$309	\$311	\$311	\$284	\$284	\$285	\$285	\$40,146
FIRE DEPT											\$109,859	\$67,279
3 RIVERS AMPHITHEATER							\$10,621	\$10,769	\$11,469	\$11,469	\$11,469	\$11,469
<b>Total BALANCES</b>	<b>\$3,106,639</b>	<b>\$3,206,843</b>	<b>\$4,618,954</b>	<b>\$4,336,468</b>	<b>\$4,134,583</b>	<b>\$5,037,238</b>	<b>\$5,435,927</b>	<b>\$5,711,821</b>	<b>\$5,900,260</b>	<b>\$6,138,194</b>	<b>\$5,701,242</b>	<b>\$5,652,449</b>

## CITY OF KINGSTON

## REVENUES JULY 2015 THRU JUNE 2016

ACCOUNT NUMBER	DESCRIPTION	ACTUAL JUL-JUNE 2015	BUDGETED REVENUES 2015-2016	ACTUAL JULY JUNE 2016	PERCENT OF BUDGET 100%
31110	CURRENT PROPERTY TAX	\$1,639,989	\$1,941,200	\$1,943,177	100.1%
31120	PUBLIC UTILITIES PROPERTY TAX	\$30,664	\$39,474	\$39,474	100.0%
31211	PROPERTY TAX DELINQUENT - 1ST	\$69,723	\$35,000	\$42,672	121.9%
31212	PROPERTY TAX DELINQUENT - 2ND	\$23,199	\$20,000	\$16,027	80.1%
31219	PROPERTY TAX DELINQUENT - 0TH	\$16,994	\$15,000	\$8,694	58.0%
31300	INT, PENALTY, AND COURT COST	\$24,077	\$25,000	\$15,515	62.1%
31511	IN LIEU TAX, ROCKWOOD ELECTRIC	\$58,394	\$68,154	\$68,155	100.0%
31610	LOCAL SALES TAX - CO. TRUSTEE	\$965,139	\$1,017,000	\$1,021,789	100.5%
31710	WHOLESALE BEER TAX	\$179,172	\$190,000	\$190,860	100.5%
31720	WHOLESALE LIQUOR TAX	\$53,920	\$53,300	\$46,963	88.1%
31800	BUSINESS TAXES	\$68,526	\$70,000	\$80,774	115.4%
31912	CABLE TV FRANCHISE TAX	\$73,130	\$73,500	\$78,950	107.4%
31913	ATT & BELL SOUTH FRANCHISE FEE	\$14,440	\$14,500	\$12,893	88.9%
31920	HOTEL/MOTEL TAX	\$47,814	\$47,000	\$51,126	108.8%
32210	BEER LICENSES	\$1,750	\$1,750	\$950	54.3%
32220	LIQUOR PERMITS	\$700	\$300	\$200	66.7%
32600	BUILDING AND RELATED PERMITS	\$8,871			
33490	TEMA ASSISTANCE TORNADO		\$112,955	\$147,613	
33510	STATE SALES TAX	\$444,719	\$460,000	\$477,560	103.8%
33520	STATE INCOME TAX	\$81,254	\$138,000	\$138,124	100.1%



33530	STATE BEER TAX		\$2,838	\$2,838	\$2,897	102.1%
33540	STATE LIQUOR TAX		\$7,044	\$7,428	\$7,296	98.2%
33551	STATE GASOLINE TAXES		\$155,784	\$158,000	\$162,172	102.6%
33552	STATE-CITY STREETS		\$12,111	\$12,500	\$12,075	96.6%
33555	STATE STREET CONTRACT MAINT		\$48,105	\$48,000	\$31,507	65.6%
33590	TVA REVENUE SOLAR JAMES FRY				\$684	
33591	GROSS RECEIPTS - TVA		\$71,595	\$71,595	\$72,455	101.2%
33592	TVA IMPACT FUNDS		\$49,412	\$49,415	\$50,021	101.2%
33593	CORPORATE EXCISE TAX		\$7,595	\$7,600	\$9,378	123.4%
33730	TML FULL PACKAGE BONUS		\$3,500	\$3,500	\$4,000	114.3%
34100	GENERAL GOVERNMENT - CHARGES		\$189	\$200	\$321	160.5%
34310	HIGHWAYS AND STREETS CHARGES			\$500		
34420	GARBAGE TIP FEES		\$326,775	\$327,600	\$324,979	99.2%
34720	SWIMMING POOL CHARGES		\$21,203	\$23,500	\$18,439	78.5%
34740	PARK AND RECREATION CHARGES		\$6,732	\$6,300	\$6,634	105.3%
35110	CITY COURT FINES AND COST		\$49,471	\$48,645	\$43,628	89.7%
35140	DRUG FINES			\$2,500		0.0%
35150	TRAFFIC SCHOOL CHARGES		\$7,350	\$7,500	\$6,077	81.0%
36000	FUND BALANCE			\$109,544		
36100	INTEREST EARNINGS		\$656	\$500	\$3,564	712.8%
36430	PAVILION RENTAL		\$3,107	\$3,500	\$2,991	85.5%
36900	TMBF LOAN PORTER PARK			\$358,755	\$358,755	100.0%
36910	GRANT PROCEEDS LADD LANDING			\$42,885		0.0%
36920	TMBF LOAN POLICE VEHICLES			\$124,000	\$124,000	100.0%
36967	CONTRACT NATURAL GAS		\$21,500	\$21,500	\$21,500	100.0%
36971	CONTRACT WATER BILLING		\$386,000	\$439,818	\$439,818	100.0%
TOTAL ESTIMATED REVENUES			\$4,983,442	\$6,200,256	\$6,084,707	98.1%

**CITY OF KINGSTON**  
**EXPENDITURES JULY 2015 -JUNE 2016**

ACCOUNT NUMBER	DESCRIPTION	ACTUAL JULY- JUNE 2015	2015-2016 BUDGET	ACTUAL JULY- JUNE 2016	100%
41100	LEGISLATIVE	\$53,618	\$78,300	\$68,161	87.1%
41210	CITY COURT	\$23,524	\$26,894	\$22,181	82.5%
41320	CITY MANAGER	\$114,422	\$119,350	\$108,149	90.6%
41500	FINANCIAL ADMINISTRATION	\$388,820	\$494,150	\$430,543	87.1%
41700	PLANNING AND ZONING	\$10,229	\$10,275	\$10,175	99.0%
41810	CITY HALL BUILDINGS	\$65,064	\$85,800	\$71,899	83.8%
41990	OTHER GEN. GOVMT EXP	\$216,288	\$235,123	\$222,718	94.7%
42100	POLICE	\$886,050	\$936,848	\$895,717	95.6%
42152	AUTOMOTIVE SERVICES	\$65,085	\$81,500	\$78,218	96.0%
42200	FIRE PROTECTION	\$913,460	\$996,406	\$898,410	90.2%
42400	BUILDING & CODES	\$13,505	\$2,095	\$2,709	129.3%
44143	ANIMAL CONTROL	\$18,757	\$20,382	\$19,900	97.6%
43100	PUBLIC WORKS	\$751,164	\$812,595	\$791,122	97.4%
43190	STATE STREET AID	\$159,874	\$161,000	\$157,681	97.9%
43240	WASTEMANAGEMENT	\$294,244	\$322,098	\$287,276	89.2%
43750	CAPITAL IMPROVEMENTS	\$5,125	\$399,000	\$250,930	62.9%
44400	RECREATION	\$549,387	\$601,289	\$542,674	90.3%
44440	SWIMMING POOLS	\$23,931	\$38,365	\$26,901	70.1%
44800	LIBRARIES	\$182,465	\$208,294	\$207,493	99.6%
49000	DEBT SERVICE	\$324,579	\$399,150	\$335,479	84.0%
TOTAL EXPENDITURES		\$5,059,591	\$6,028,914	\$5,428,336	90.0%

**WATER DEPT REVENUES  
JULY JUNE 2016**

ACCOUNT NUMBER	DESCRIPTION	ACTUAL JULY JUNE 2015	BUDGETED 2015-2016	ACTUAL JULY -JUNE 2016	PERCENT OF BUDGET 100%
33490	TEMA GRANT			\$11,261	
36100	INTEREST EARNINGS	\$1,596	\$1,200	\$5,029	419%
37110	METERED WATER SALES	\$1,063,384	\$1,104,600	\$1,122,270	102%
37117	OUTSIDE WATER SALES	\$740,054	\$768,600	\$795,853	104%
37190	CREDIT CARD CHARGES		\$800		
37191	FORFEITED DISCOUNTS AND PENALTIES	\$40,804	\$54,500	\$39,591	73%
37194	SALES OF MATERIALS	\$5,170	\$12,500	\$9,754	78%
37195	INSTALLATION CHARGES	\$72,315	\$67,500	\$64,459	95%
37196	WATER USER FEES	\$10,370	\$25,000	\$17,560	70%
37199	MISCELLANEOUS	\$7,073	\$7,500	\$4,305	57%
37210	SEWER SERVICE CHARGES	\$1,157,862	\$1,199,808	\$1,240,076	103%
37296	SEWER USER FEES	\$12,600	\$20,000	\$7,600	38%
37299	MISCELLANEOUS	\$2,724	\$2,000	\$3,575	179%
34800	CAPITAL REIMBURSMENT		\$323,713		
TOTAL ESTIMATED REVENUES		\$3,113,952	\$3,587,721	\$3,321,333	93%

## WATER/SEWER EXPENDITURES JULY 2015-JUNE 2016

ACCOUNT NUMBER	DESCRIPTION	ACTUAL JULY- JUNE 2015	BUDGET 2015/2016	ACTUAL JULY-JUNE 2016	PERCENT OF BUDGET 100%
41500	FINANCIAL ADMINISTRATION	\$386,000	\$439,818	\$439,818	100%
41990	OTHER GEN. GOVMT EXP	\$228,485	\$269,700	\$239,568	89%
43750	CAPITAL IMPROVEMENTS	\$173,969	\$380,646	\$310,748	82%
49000	DEBT SERVICES	\$627,475	\$662,844	\$767,738	116%
52113	PURIFICATION	\$487,258	\$613,344	\$503,891	82%
52114	TRANSMISSION AND DIST	\$679,784	\$706,046	\$582,966	83%
52213	SEWER TREATMENT AND COLLEC	\$404,609	\$449,120	\$457,538	102%
52117	UTILITY DIRECTOR	\$60,282	\$66,203	\$61,506	93%
TOTAL		\$3,047,862	\$3,587,721	\$3,363,773	94%

## CITY OF KINGSTON

### HUMAN RESOURCES REPORT MONTH OF JUNE 2016

- REVIEWED AND UPDATED ALL EMPLOYEES LEAVE AND ATTENDANCE RECORDS
- RESEARCHED, VERIFIED AND CERTIFIED SEVERAL CURRENT AND PREVIOUS EMPLOYEE'S RECORDS
- TOTAL FULL-TIME EMPLOYEES: 63; TOTAL PART-TIME EMPLOYEES 38
- COMPLETED 2016-17 BUDGET AND ORDINANCES
- COMPLETED 2015-16 BUDGET AMENDMENTS AND ORDINANCE
- COMPLETED AFFORDABLE CARE ACT REPORTING FOR ALL EMPLOYEES
- COMPLETED USDOL-LABOR MONTHLY REPORT
- COMPLETED TML RISK MANAGEMENT POOL INSURANCE APPLICATIONS AND QUESTIONNAIRES FOR THE FISCAL YEAR 2016-2017
- COMPLETED US CENSUS SURVEY REPORTS

# KINGSTON POLICE DEPARTMENT -June 2016

## TIBRS Group A Offenses

### Crimes Against Persons

Aggravated Assault	1
Simple Assault	2
Intimidation	1
Stalking	
Murder/Non-Negligent Manslaughter	
Negligent Manslaughter	
Justifiable Homicide	
Commercial Sex Acts	
Involuntary Servitude	
Kidnapping/Abduction	
Rape	
Sodomy	
Sexual Assault with an Object	
Fondling	
Incest	
Statutory Rape	

**Subtotal**

**4**

### Crimes Against Property

Arson	
Bribery	
Burglary/Breaking and Entering	2
Counterfeiting/Forgery	
Embezzlement	2
Extortion/Blackmail	
False Pretenses/Swindle/Confidence Game	
Credit Card/ATM Fraud	
Impersonation	
Welfare Fraud	
Wire Fraud	
Pocket-Picking	
Purse-Snatching	
Shoplifting	1
Theft from a Building	3
Theft from Coin Operated Machine/Device	
Theft from Motor Vehicle	1
Theft of Motor Vehicle Parts/Accessories	
All Other Larceny	2
Motor Vehicle Theft	
Robbery	
Stolen Property Offenses	
Vandalism	1

## Crimes Against Society

Drug/Narcotics Violations	6
Drug Equipment Violations	2
Betting/Wagering	
Operating/Promoting/Assisting Gambling	
Gambling Equipment Violation	
Sports Tampering	
Pornography/Obscene Material	
Prostitution	
Assisting or Promoting Prostitution	
Purchasing Prostitution	
Weapons Law Violations	
<b>Total</b>	<b>8</b>

## TIBRS Group B Offenses

Bad Checks	
Curfew/Loitering/Vagrancy Violations	1
Disorderly Conduct	3
Driving Under the Influence	4
Drunkenness	1
Family Offenses, Non-Violent	
Liquor Law Violations	1
Peeping Tom	
Trespass of Real Property	
All Other Offenses	4
<b>Total</b>	<b>14</b>

Central Dispatch	Subtotal	12
Crash Reports		26
Traffic Stops		81
Investigator Needed on Scene		18
Domestic Complaints		8
Escorts Funeral/Other		8
Animal Calls		8
Vandalism		2
Fights		2
Burglar Alarms/Fire Alarms		23
Child Sexual Assaults		
Forgery		
Theft		1
Vehicle Theft		
Public/Motorist Assist		6
Arson/Explosive Devices		
Other Calls		191
	Subtotal	374
	Total Calls	390
Municipal Codes		
Animal Control Calls to Office		3
Animal Control Violations		0
Animal Control Letters Sent/notice given		0
Animals Transported to Shelter		0
Codes Concerns		1
Codes Violations		0
Codes Letters Sent		1
Property Maintenance Leins		0
Temporary Signs Removed		25

Patrol Mileage	15,222
Hours Worked	2,212
Reserve Hours Worked	135
Total Overtime Hours	72
Total Amount of Overtime Wages	\$1,870.38
City Court Citations	32
General Sessions Citations	3
Arrest	44
Juvenile Arrest	1
Incident Reports	43

## JUNE 2016 CASES

DATE	LOCATION	ISSUE	ACTION	STATUS
	512 W. Ridgecrest	trash, debri old furniture etc.	letter send	owner is working on cleaning up

## JUNE 2016 CASES PENDING

DATE	LOCATION	ISSUE	ACTION	STATUS
	Rite Aid	Trees, shrub obstructing intersections	warning took to Rite Aid	trim shrubs
	Beauty Shop @ S. Ky St.	Dangerous bldg. (where car ran into several years ago	Letter was send to Ms Johnson @ Ten Mile	Owner came by the office she is hoping to sell property soon
	209 4th St.	Weeds	Send letter to owners at 397 Eblen Cave Rd Lenior City	mowed
	502 Patton Ferry Rd	Weeds	Send letter to owners at 214 Four Mile Rd, Kingston	mowed
	525 Kingwood St	Weeds Health, Sanitation Nuisances & Dangerous bldg.	Letter send to owners in Manchester, Tn	mowed
	500 N. Ky. St	Junk vehicles etc.		Working with tree cutters to get trees cut down



Report for the citations issued, the disposition date for which was on  
June 7, 2016

Monies outstanding from August 7, 2007 – June 30, 2016	\$ 56,382.50
Monies collected from August 7, 2007 – June 30, 2016	\$ 394,767.25


JUDGMENTS

COLLECTED

Total fines and costs billed in court	\$ 2,917.50	
Collected in court on fines and costs		\$ 1,201.25
Amount collected after June 2016 Court		\$ 265.00
Total collected for citations on June 2016		\$ 1,466.25
Amount outstanding for June 2016	\$ 1,451.25	
<u>10</u> Cash bond forfeitures		\$ 1,137.50
Total amount collected for June 2016 Citations		\$ 2,603.75
Amount collected from previous months/FTA etc.		\$ 436.25
Total collected in June 2016		<b>\$ 3,040.00</b>

These amounts are based upon amounts collected by, and the records of, the clerk of the Municipal Court for the City of Kingston.

This the 30<sup>th</sup> of June 2016

  
TERESA JOHNSON  
Kingston City Court Clerk

  
BRENDA HALL MCDONALD  
Kingston City Judge

## Fire Department June 2016

### Summary of Month's Activities

#### Fire Operations

The Department responded to 82 calls for service during the month of June.

#### Fire Administration

- Attended Dept. Head meeting
- SOG for dive team
- Planning for SCBA replacement
- Final stages of AFG Grant

#### June Overtime

OT Hours: 64

Cost: \$ 1518.42

The Training Room has been utilized this month for the following:

- Shift Training
- Kingston Fire Inservice
- Defenders Meeting

	This Month	YTD
Fire Inspections	0	100

#### Public Fire Education

	This Month	YTD
Participants	0	6
Education Hours	0	2
Number of Occurrences	0	1

#### Firefighter Training

KFD is continuing on shift training  
State Testing

#### Implemented Performance Standards Plan

- Continuing education for all KFD personnel
- On shift training is required each shift
- Testing for state certifications offered

- KFD members designing a “Fit for Duty” program for KFD personnel

### **Fleet Maintenance**

- Dive boat was sand blasted, painted, reassembled, and stripping put on to get ready for the July 4<sup>th</sup> festivities.
- 

### **Special Projects**

- Finalizing rough draft for dive team SOG/SOP
- “Fit for Duty” program on going with work outs posted each shift
- Hydrant Maintenance and Flow test
- Begin planning for 4<sup>th</sup> of July
- Assist with building pavilion at 58 Landing.
- Clean drift wood from dike

### **Outstanding Issues**

- SCBAs are still out of service. KFD still using borrowed SCBAs
- Aging Fire Apparatus
- Aging turn out gear
- Cascade system out of service due to it not being serviced and producing excess oil which went into the banks and air packs which rendered them out of service.
- U4 continues to leak transmission fluid
- Extrication gear out of service

### **Cost Savings**

- Safety meeting with no injuries reported
- Firefighters encouraged swapping shifts when possible instead of taking vacation time to help with overtime costs
- Majority of in service for 2016 completed on shift



# Kingston Fire Department

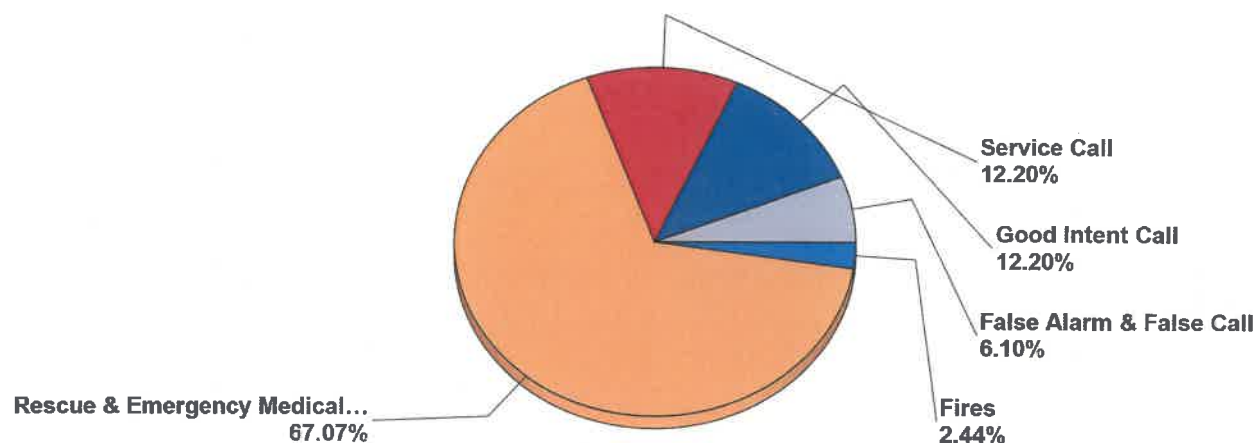
Kingston, TN

This report was generated on 7/5/2016 11:15:41 AM



## Breakdown by Major Incident Types for Date Range

Zone(s): All Zones | Start Date: 06/01/2016 | End Date: 06/30/2016



MAJOR INCIDENT TYPE	# INCIDENTS	% of TOTAL
Fires	2	2.44%
Rescue & Emergency Medical Service	55	67.07%
Service Call	10	12.20%
Good Intent Call	10	12.20%
False Alarm & False Call	5	6.10%
<b>TOTAL</b>	<b>82</b>	<b>100.00%</b>

Only REVIEWED incidents included. Summary results for a major incident type are not displayed if the count is zero.

Detailed Breakdown by Incident Type		
INCIDENT TYPE	# INCIDENTS	% of TOTAL
142 - Brush or brush-and-grass mixture fire	2	2.44%
311 - Medical assist, assist EMS crew	6	7.32%
321 - EMS call, excluding vehicle accident with injury	39	47.56%
322 - Motor vehicle accident with injuries	4	4.88%
324 - Motor vehicle accident with no injuries.	6	7.32%
510 - Person in distress, other	1	1.22%
511 - Lock-out	1	1.22%
550 - Public service assistance, other	2	2.44%
551 - Assist police or other governmental agency	2	2.44%
554 - Assist invalid	4	4.88%
600 - Good intent call, other	2	2.44%
611 - Dispatched & cancelled en route	4	4.88%
622 - No incident found on arrival at dispatch address	2	2.44%
631 - Authorized controlled burning	1	1.22%
651 - Smoke scare, odor of smoke	1	1.22%
700 - False alarm or false call, other	3	3.66%
744 - Detector activation, no fire - unintentional	1	1.22%
745 - Alarm system activation, no fire - unintentional	1	1.22%
<b>TOTAL INCIDENTS:</b>	<b>82</b>	<b>100.00%</b>

Only REVIEWED incidents included. Summary results for a major incident type are not displayed if the count is zero.

# Kingston Fire Department

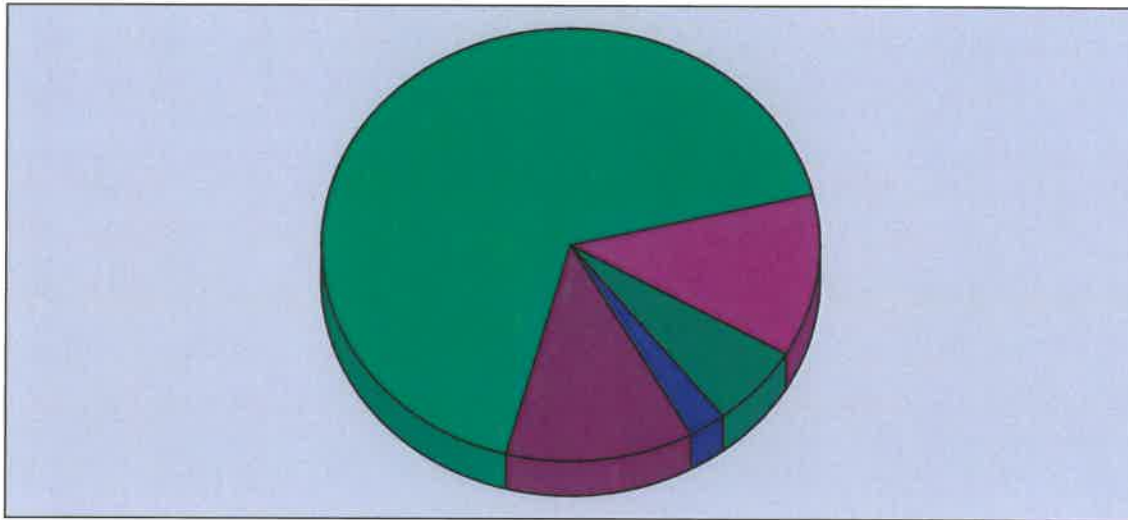
Kingston, TN

This report was generated on 7/5/2016 11:14:33 AM



## Major Incident Types by Month for Date Range

Start Date: 06/01/2016 | End Date: 06/30/2016



False Alarm & False Call	Good Intent Call	Service Call
Fire	Rescue & Emergency Medical Service Incident	

INCIDENT TYPE	JUN	TOTAL
False Alarm & False Call	5	5
Fire	2	2
Good Intent Call	10	10
Rescue & Emergency Medical Service Incident	55	55
Service Call	10	10
Total	82	82

Only REVIEWED incidents included



**EMERGENCY  
REPORTING**

emergencyreporting.com

Doc Id: 495

Page # 1

# Kingston Fire Department

Kingston, TN

This report was generated on 7/5/2016 11:15:16 AM



## Minor Incident Types by Month for Year

Year: 2016

INCIDENT TYPE	Jan	Feb	Mar	Apr	May	Jun	Jul	SUM
Accident, potential accident		1	1		2			4
Combustible/flammable spills & leaks			2		2			4
Controlled burning				1		1		2
Dispatched and canceled en route	7	3	6	13	3	4	1	37
Electrical wiring/equipment problem	1							1
Emergency medical service (EMS) Incident	33	28	43	26	34	49	6	219
False alarm and false call, other	1	1		7	4	3	1	17
Fire, other					1			1
Good intent call, other						2		2
Malicious, mischievous false alarm	1	1		1	1			4
Medical assist	5	6	8	11	13	6		49
Mobile property (vehicle) fire		2	1		1			4
Natural vegetation fire		1	1			2		4
Outside rubbish fire					1			1
Person in distress			1			2		3
Public service assistance	3	6	5	2	9	8	1	34
Steam, other gas mistaken for smoke						1		1
Structure Fire	1		3	2	1			7
System or detector malfunction	1	1			1			3
Unintentional system/detector operation (no fire)	1	1		1	2	2		7
Water problem			1					1
Wrong location, no emergency found		2	2	2		2		8
<b>Total</b>	<b>54</b>	<b>53</b>	<b>74</b>	<b>66</b>	<b>75</b>	<b>82</b>	<b>9</b>	<b>413</b>

Only REVIEWED incidents included



# Kingston Fire Department

Incident Report

Incident Totals

Kingston City

Jun-16

**TOTAL CALLS**

**82**

Category	Total		Total
Structure Fires	0	Hazardous Calls	0
Vehicle Fires	0	Service Calls	10
Brush/Grass Fires	2	Good Intent Calls	10
Refuse/rubbish Fires	0	Unintentional False	5
Other Fires	0	Other False	0
<b>Total Fires</b>	<b>2</b>	<b>Total False:</b>	<b>Total</b>
			15
Rescue and EMS	55	Overpressure Rupture/ Explosion - No Fire	0
Mutual Aid Received	0	Incidents with Exposures	0
Mutual Aid Given	0		
Fire Service Injuries	0	<b>Fire Dollar Loss</b>	
Non-Fire Service Injury	0	Property	0
Fire Service Death	0	Contents	0
Fire Civilian Injuries	0	<b>Non-Fire Dollar Loss</b>	
Non-Fire Civilian Injuries	0	Property	0
Fire Civilian Death	0	Contents	0
Non-Fire Civilian Death	0		

PUBLIC WORKS DEPARTMENT  
MONTHLY OVERTIME REPORT

To: Kingston City Council

Month of: JUNE, 2016

FROM: Tim Clark

RE: Monthly Overtime Report

TOTAL OVERTIME HOURS

14

TOTAL OVERTIME COST

\$ 345.22

---

Tim Clark, Department Head



**Roane County**  
**ROANE COUNTY CODES ENFORCEMENT**

308 N. THIRD STREET  
KINGSTON, TN 37763  
Phone: 865-717-4230  
Fax: 865-717-4176

[codesenforcement@roanegov.org](mailto:codesenforcement@roanegov.org)

**BP2016-361**

**PROJECT NAME:** K. C. Commercial Repair to Roof  
**SITE ADDRESS:** 100 Paint Rock Ferry Road Kingston

**BP**

**ISSUED:** 06/30/2016

**EXPIRES:** 12/27/2016

**MAP:**

**GROUP:**

**FLOOD PLAIN:**

**Ctrl MAP:**

**PARCEL:** 01300/C/058F

**ZONING:**

**APPLICANT:** Kenneth Sheffield  
100 Paint Rock Ferry Road  
KINGSTON, TN 37763  
865-235-5147

**OWNER:** Kenneth Sheffield  
100 Paint Rock Ferry Road  
KINGSTON, TN 37763  
865-235-5147

**VALUATIONS:**

Remodel Commercial	1860.00	\$9,002.40
<b>Total:</b>		<b>\$9,002.40</b>

**FEES:**

	<u>Paid</u>	<u>Due</u>
building permit fees	\$76.00	\$0.00

<b>Receipt Number :</b>	<b>Totals :</b>	<b>\$76.00</b>	<b>\$0.00</b>
BU6-00542			

**REQUIRED INSPECTIONS**

Footings

Foundation

Slab Inspection

Rough Plumbing

Framing Inspection

Rough Mechanical

Energy Code

Final Inspection

**CONDITIONS**



**Roane County**  
**ROANE COUNTY CODES ENFORCEMENT**

308 N. THIRD STREET  
KINGSTON, TN 37763  
Phone: 865-717-4230  
Fax: 865-717-4176

[codesenforcement@roanegov.org](mailto:codesenforcement@roanegov.org)

**BP2016-361**

**PROJECT NAME:** K. C. Commercial Repair to Roof  
**SITE ADDRESS:** 100 Paint Rock Ferry Road Kingston

**BP**

**ISSUED:** 06/30/2016

**EXPIRES:** 12/27/2016

I hereby certify that I have read and examined this application and know the same to be true and correct. All provisions of Laws and Ordinances governing this type of work will be complied with whether specified herein or not. The granting of a permit does not presume to give authority to violate or cancel the provisions of any other state/local law regulating construction or the performance of construction.

Issued By: \_\_\_\_\_


Contractor or Authorized Agent: \_\_\_\_\_

Date: \_\_\_\_\_

**Notes:**

This permit is valid for 180 days from the date of issue to the start date of this project. If work is stopped for a period of 180 days the permit will be void. An extension can be applied for through the Codes Enforcement Office at 865-717-4230.

To schedule an inspection call the Codes Enforcement Office at 865-717-4230, 24 hours in advance.



**Roane County**  
**ROANE COUNTY CODES ENFORCEMENT**

308 N. THIRD STREET  
KINGSTON, TN 37763  
Phone: 865-717-4230  
Fax: 865-717-4176

codesenforcement@roanegov.org

**BP2016-347**

**PROJECT NAME:** K. C. Inground Pool  
**SITE ADDRESS:** 303 Lynn St. Kingston

**BP**

**ISSUED:** 06/24/2016  
**EXPIRES:** 12/21/2016

**MAP:**

**GROUP:**

**FLOOD PLAIN:**

**Ctrl MAP:**

**PARCEL:** 01100/B058K

**ZONING:**

**APPLICANT:** Brandon Ferguson  
303 Ray St.  
KINGSTON, TN 37763  
865-387-9541

**OWNER:** Brandon Ferguson  
303 Ray St.  
KINGSTON, TN 37763  
865-387-9541

**VALUATIONS:**

Pool	800.00	\$22,000.00
<b>Total:</b>		<b>\$22,000.00</b>

**FEES:**

	<u>Paid</u>	<u>Due</u>
building permit fees	\$180.00	\$0.00
<b>Receipt Number :</b>	<b>Totals :</b>	
BU6-00525	\$180.00	\$0.00

**REQUIRED INSPECTIONS**

Footings

Final Inspection


**CONDITIONS**

I hereby certify that I have read and examined this application and know the same to be true and correct. All provisions of Laws and Ordinances governing this type of work will be complied with whether specified herein or not. The granting of a permit does not presume to give authority to violate or cancel the provisions of any other state/local law regulating construction or the performance of construction.

Issued By: 

Contractor or Authorized Agent: 

Date: 6-24-16



**Roane County**  
**ROANE COUNTY CODES ENFORCEMENT**

308 N. THIRD STREET  
KINGSTON, TN 37763  
Phone: 865-717-4230  
Fax: 865-717-4176

[codesenforcement@roanegov.org](mailto:codesenforcement@roanegov.org)

**BP2016-347**

**PROJECT NAME:** K. C. Inground Pool  
**SITE ADDRESS:** 303 Lynn St. Kingston

**BP**

**ISSUED:** 06/24/2016

**EXPIRES:** 12/21/2016

**Notes:**

This permit is valid for 180 days from the date of issue to the start date of this project. If work is stopped for a period of 180 days the permit will be void. An extension can be applied for through the Codes Enforcement Office at 865-717-4230.

To schedule an inspection call the Codes Enforcement Office at 865-717-4230, 24 hours in advance.



**Roane County**  
**ROANE COUNTY CODES ENFORCEMENT**

308 N. THIRD STREET  
KINGSTON, TN 37763  
Phone: 865-717-4230  
Fax: 865-717-4176

codesenforcement@roanegov.org

**BP2016-332**

*K.C.*

**PROJECT NAME:** Repair to Deck & New Deck  
**SITE ADDRESS:** 211 Kingwood St. Kingston

**BP**

**ISSUED:** 06/17/2016

**EXPIRES:** 12/14/2016

**MAP:**

**GROUP:**

**FLOOD PLAIN:**

**Ctrl MAP:**

**PARCEL:** 01300/A/058C

**ZONING:**

**APPLICANT:** Gary Holt  
211 Kingwood St.  
KINGSTON, TN 37763  
865-604-2575

**OWNER:** Gary Holt  
211 Kingwood St.  
KINGSTON, TN 37763  
865-604-2575

**VALUATIONS:**

Deck ( has only decking no  
roof coverage)

272.00

\$1,999.20

**FEES:**

building permit fees

Paid

\$20.00

Due

\$0.00

**Total:**

\$1,999.20

**Receipt Number :**

BU6-00504

**Totals :**

\$20.00

\$0.00

**REQUIRED INSPECTIONS**

Framing Inspection

Final Inspection


**CONDITIONS**

I hereby certify that I have read and examined this application and know the same to be true and correct. All provisions of Laws and Ordinances governing this type of work will be complied with whether specified herein or not. The granting of a permit does not presume to give authority to violate or cancel the provisions of any other state/local law regulating construction or the performance of construction.

Issued By:

Contractor or Authorized Agent:

Date: 6-17-16



**Roane County**  
**ROANE COUNTY CODES ENFORCEMENT**

308 N. THIRD STREET  
KINGSTON, TN 37763  
Phone: 865-717-4230  
Fax: 865-717-4176

[codesenforcement@roanegov.org](mailto:codesenforcement@roanegov.org)

**BP2016-332**

**PROJECT NAME:** Repair to Deck & New Deck  
**SITE ADDRESS:** 211 Kingwood St. Kingston

**BP**

**ISSUED:** 06/17/2016

**EXPIRES:** 12/14/2016

**Notes:**

This permit is valid for 180 days from the date of issue to the start date of this project. If work is stopped for a period of 180 days the permit will be void. An extension can be applied for through the Codes Enforcement Office at 865-717-4230.

To schedule an inspection call the Codes Enforcement Office at 865-717-4230, 24 hours in advance.





Roane County  
ROANE COUNTY CODES ENFORCEMENT

308 N. THIRD STREET  
KINGSTON, TN 37763  
Phone: 865-717-4230  
Fax: 865-717-4176

codesenforcement@roanegov.org

**BP2016-329**

**PROJECT NAME:** K. C. Fire Wall  
**SITE ADDRESS:** 715 E. Race St. Kingston

**BP**

**ISSUED:** 06/15/2016

**EXPIRES:** 12/12/2016

**MAP:**

**GROUP:**

**FLOOD PLAIN:**

**Ctrl MAP:**

**PARCEL:** 00800/C/058F

**ZONING:**

**APPLICANT:** Kenna Stephens Construction, LLC  
158 Mill Creek Run Lane  
WEST ANDERSONVILLE, TN 37705  
865-604-4635

**OWNER:** Kiddie Korner  
715 E. Race St.  
KINGSTON, TN 37763

**VALUATIONS:**

Commercial Bld.	1064.00	\$7,894.88
<b>Total:</b>		<b>\$7,894.88</b>

**FEES:**

	<b>Paid</b>	<b>Due</b>
building permit fees	\$68.00	\$0.00
<b>Receipt Number :</b>	<b>Totals :</b>	
BU6-00500	<b>\$68.00</b>	<b>\$0.00</b>

**REQUIRED INSPECTIONS**

Framing Inspection

Energy Code

Rough Mechanical

Final Inspection

**CONDITIONS**

I hereby certify that I have read and examined this application and know the same to be true and correct. All provisions of Laws and Ordinances governing this type of work will be complied with whether specified herein or not. The granting of a permit does not presume to give authority to violate or cancel the provisions of any other state/local law regulating construction or the performance of construction.

Issued By: Mescal Nealy

Contractor or Authorized Agent: Kenna Stephens

Date: 06-15-16



**Roane County**  
**ROANE COUNTY CODES ENFORCEMENT**

308 N. THIRD STREET  
KINGSTON, TN 37763  
Phone: 865-717-4230  
Fax: 865-717-4176

[codesenforcement@roanegov.org](mailto:codesenforcement@roanegov.org)

**BP2016-329**

**PROJECT NAME:** K. C. Fire Wall

**SITE ADDRESS:** 715 E. Race St. Kingston

**BP**


**ISSUED:** 06/15/2016

**EXPIRES:** 12/12/2016

**Notes:**

This permit is valid for 180 days from the date of issue to the start date of this project. if work is stopped for a period of 180 days the permit will be void. An extension can be applied for through the Codes Enforcement Office at 865-717-4230.

To schedule an inspection call the Codes Enforcement Office at 865-717-4230, 24 hours in advance.



**Roane County**  
**ROANE COUNTY CODES ENFORCEMENT**

308 N. THIRD STREET  
KINGSTON, TN 37763  
Phone: 865-717-4230  
Fax: 865-717-4176

codesenforcement@roanegov.org

**BP2016-298**

**PROJECT NAME:** K. C. Commercial Signs  
**SITE ADDRESS:** 1259 Gallaher Road Kingston

**BP**

**ISSUED:** 06/02/2016

**EXPIRES:** 11/29/2016

**MAP:**

**GROUP:**

**FLOOD PLAIN:**

**Ctrl MAP:**

**PARCEL:** 02500/049

**ZONING:**

**APPLICANT:** Signco Incorporated  
3101 Northwest Park Drive  
KNOXVILLE, TN 37921  
865-947-2086

**OWNER:** JONATHAN & VICKI LODEN  
255 Beaver Trail  
Kingston, TN 37763

VALUATIONS:			FEES:		Paid	Due
Commercial Sign	207.00	\$9,000.36	building permit fees		\$76.00	\$0.00
			Plans Review Fee		\$38.00	\$0.00
Total:			Receipt Number :	Totals :	\$114.00	\$0.00
			BU6-00458			
			BU6-00458			

**REQUIRED INSPECTIONS**

Framing Inspection

Final Inspection


**CONDITIONS**

I hereby certify that I have read and examined this application and know the same to be true and correct. All provisions of Laws and Ordinances governing this type of work will be complied with whether specified herein or not. The granting of a permit does not presume to give authority to violate or cancel the provisions of any other state/local law regulating construction or the performance of construction.

Issued By:

Contractor or Authorized Agent:

Date: 6-2-16



**Roane County**  
**ROANE COUNTY CODES ENFORCEMENT**

308 N. THIRD STREET  
KINGSTON, TN 37763  
Phone: 865-717-4230  
Fax: 865-717-4176

codesenforcement@roanegov.org

**CM2016-006**

**PROJECT NAME:** K. C. Change Out Only  
**SITE ADDRESS:** 308 N. 3rd St. Kingston

**CM**

**ISSUED:** 06/27/2016

**EXPIRES:** 12/24/2016

**MAP:**

**GROUP:**

**FLOOD PLAIN:**

**Ctrl MAP:**

**PARCEL:** 01900/F/058B

**ZONING:**

**APPLICANT:** Air Quest America  
P. O. Box 70627  
KNOXVILLE, TN 37938  
865-925-3000

**OWNER:** Roane County  
200 Race Street  
KINGSTON, TN 37763

**VALUATIONS:**

**FEES:**

**Paid**

**Due**

Commercial Mechanical

\$0.00

**Total:**

**Receipt Number :**

**Totals :**

**\$0.00**

**REQUIRED INSPECTIONS**


**CONDITIONS**

I hereby certify that I have read and examined this application and know the same to be true and correct. All provisions of Laws and Ordinances governing this type of work will be complied with whether specified herein or not. The granting of a permit does not presume to give authority to violate or cancel the provisions of any other state/local law regulating construction or the performance of construction.

**Issued By:**

**Contractor or Authorized Agent:**

**Date:**



**Roane County**  
**ROANE COUNTY CODES ENFORCEMENT**

308 N. THIRD STREET  
KINGSTON, TN 37763  
Phone: 865-717-4230  
Fax: 865-717-4176

[codesenforcement@roanegov.org](mailto:codesenforcement@roanegov.org)

**CM2016-006**

**PROJECT NAME:** K. C. Change Out Only  
**SITE ADDRESS:** 308 N. 3rd St. Kingston

**CM**

**ISSUED:** 06/27/2016

**EXPIRES:** 12/24/2016

**Notes:**

This permit is valid for 180 days from the date of issue to the start date of this project. If work is stopped for a period of 180 days the permit will be void. An extension can be applied for through the Codes Enforcement Office at 865-717-4230.

To schedule an inspection call the Codes Enforcement Office at 865-717-4230, 24 hours in advance.

# KINGSTON WATER TREATMENT PLANT



## JUNE OPERATIONS REPORT

2016

Water Treatment Plant		Current Month	Previous Month	% Change	Avg Day	Max Day	Min Day
GALLONS	Influent (Raw)	17,832,000	18,013,000	-1.02%	575,000	809,000	427,000
	Effluent (Finish)	17,052,000	16,731,000	1.88%	550,000	786,000	420,000
	Spring Supply	13,739,000	13,518,000	1.61%	443,000	487,000	348,000
	Total Finish Prod.	30,791,000	30,249,000	1.76%	Distribution & WTP Report: 3,352,000 gals. usage flushing and Tank Refilling.		
Plant Efficiency		99.51%	99.72%	-0.21%			
Distribution							
GALLONS	Consumption	22,464,100	23,490,200	-4.57%	Public Works: No Report Fire Dept: No Report Park & Rec: No Report WWTP: No Report OT Hrs:		
	Reported Usage	3,352,000	2,472,000	26.25%			
	Water Loss	4,974,900	4,286,800	13.83%			
		%	16.16%	14.17%			

Note: The Water Production, Consumption and Loss data is for the May Meter Read Period.

- \* Multiple Agencies here throughout the Month collecting water samples.
- \* Drained and washed all Basins on two separate occasions
- \* Completed (collected and analyzed) 2 rounds of Compliance Dist. Bacteriological Sampling.
- \* Maintained continuous flushing of the Rockwood and Kingston Interconnect lines to maintain disinfection residuals throughout the lines and System.
- \* Performed regular maintenance at Plant and Spring Site.
- \* Did In-House Laboratory Training.
- \* Performed (QA/QC) Quality Assurance and Quality Control Checks.
- \* Completed all of the required regular monthly sampling.
- \* Had to replace a breaker and 3phase to single phase transformer and switchbox.
- \* Researched Historical Data and pulled from several other Utilities and resources to complete a Drought Management Plan which was Submitted to TDEC for approval to meet a June 30 deadline.  
note: Plan was approved, to go to Council for review and hearings etc.
- \* Researching bearings and other equipment to rebuild Flocculators.
- \* Researching replacement parts for flocculator drive motors.
- \* Updated the EPROM (erasable programmable read-only memory) chips on PLC's.
- \* Gathering Data and preparing for the upcoming fiscal year.

Kingston Water Department  
Schedule of Unaccounted For Water  
June

(All amounts in gallons)

<b>A Water Treated and Purchased</b>		
<b>B</b>	Water Pumped (potable)	30,791,000
<b>C</b>	Water Purchased	0
<b>D</b>	<b>Total Water Treated and Purchased</b> (Sum Lines B and C)	30,791,000
<b>E Accounted for Water:</b>		
<b>F</b>	Water Sold	22,464,100
<b>G</b>	Metered for Consumption (in house usage)	1,052,000
<b>H</b>	Fire Department(s) Usage	300,000
<b>I</b>	Flushing	2,000,000
<b>J</b>	Tank Cleaning/Filling	0
<b>K</b>	Street Cleaning	0
<b>L</b>	Bulk Sales	0
<b>M</b>	Water Bill Adjustments (+/-)	0
<b>N</b>	<b>Total Accounted for Water</b> (Sum Lines F thru M)	25,816,100
<b>O</b>	<b>Unaccounted for Water</b> (Line D minus Line N)	4,974,900
<b>P</b>	<b>Percent Unaccounted for Water</b> (Line O divided by Line D times 100)	16.157%

**Q Other (explain)**

See Below

Explain Other:

--

All amounts included in this schedule are supported by documentation on file at the water system. If no support is on file for a line item or if line item is not applicable, a "0" is shown.



**Kingston Water Department**  
**Schedule of Unaccounted For Water**  
**July, 2015 to June, 2016**

*(All amounts in gallons)*

<b>A Water Treated and Purchased</b>		
<b>B</b>	Water Pumped (potable)	383,971,000
<b>C</b>	Water Purchased	<u>0</u>
<b>D</b>	<b>Total Water Treated and Purchased</b>	<u>383,971,000</u>
	<b>(Sum Lines B and C)</b>	
<b>E Accounted for Water:</b>		
<b>F</b>	Water Sold	265,461,800
<b>G</b>	Metered for Consumption (in house usage)	<u>12,786,240</u>
<b>H</b>	Fire Department(s) Usage	<u>1,803,250</u>
<b>I</b>	Flushing	<u>22,100,000</u>
<b>J</b>	Tank Cleaning/Filling	<u>2,400,000</u>
<b>K</b>	Street Cleaning	<u>0</u>
<b>L</b>	Bulk Sales	<u>0</u>
<b>M</b>	Water Bill Adjustments (+/-)	<u>0</u>
<b>N</b>	<b>Total Accounted for Water</b>	<u>304,551,290</u>
	<b>(Sum Lines F thru M)</b>	
<b>O</b>	<b>Unaccounted for Water</b>	<u>79,419,710</u>
	<b>(Line D minus Line N)</b>	
<b>P</b>	<b>Percent Unaccounted for Water</b>	<u>20.684%</u>
	<b>(Line O divided by Line D times 100)</b>	

**Q Other (explain)**

See Below

Explain Other:

All amounts included in this schedule are supported by documentation on file at the water system. If no support is on file for a line item or if line item is not applicable, a "0" is shown.





# Kingston Wastewater Treatment Plant

**TO:** David Bolling, Kingston City Manager  
Mike Jolly, Kingston Water Superintendent

**FROM:** Tony Workman, WWTP Manager

**DATE:** July 7, 2016

**RE:** June Monthly Report

---

<b>MONTHLY FLOW</b>	<b>Average Flow</b>	<b>Maximum Flow</b>	<b>Minimum Flow</b>	<b>Total</b>
Influent	.3929	.6640	.3230	11,787,000
Effluent	.3569	.9900	.2626	10,706,000

Total gallons of chlorine used was 131.6 @ \$2.09 gallon= \$275.04.

There was 2.74 inches of rain this month. No sewer overflows occurred this month.

42.34 tons of sludge was hauled to the landfill this month.

Regular maintenance issues were fixed and repaired as needed.

Transferring the old camera van to the "new" camera van was completed. The camera van is now easier to drive and maneuver.

SCADA system for the pump stations continue to be very effective in preventing problems.

DMRQA 36 results were completed and official results will be returned in July or August.

# WATER DEPARTMENT MONTHLY REPORT *wj*

To: David Bolling

Month of: June 2016

From: Jimmy Agee

RE: Monthly Work Orders

PAGE 1

TASK	RESOLVED	PENDING
INSTALL NEW METER	3	
Read-out	58	
RE- READS	4	
WATER TAP NEW ACCT.	3	
CLOSED ACCT WITH COMSUMPTION		
READ INS	47	
CHECK FOR HUNG METER	22	
CHANGE OUT HUNG / BROKEN METER	2	
CHECK FOR LEAK AT METER	10	
METER LEAKS	2	
AFTER HOURS - WATER	7	
SERVICE LINE LEAK	9	
LINE LOCATES	69	
TURN OFF FOR NON PAYMENT	61	
TURN WATER BACK ON	58	
YARD WORK	17	4
DOOR HANGERS	5	
MANUAL READ	5	
AFTER HOURS - SEWER	1	
SEWER- TAP NEW ACCOUNT		
SEWER MISC		
SEWER BACK UP	1	
CHECK TO SEE IF STILL OFF	14	
TAP ESTIMATES	3	
PROFILE REQUESTED	4	
TAP-EXISTING ACCT		
SEWER-TAP EXISTING ACCT		
WATER MAIN BREAKS	1	

# WATER DEPARTMENT MONTHLY REPORT

Month of: June 2016

PAGE 2

TASK	RESOLVED	PENDING
<b>MISC SERVICE ORDERS</b>		
RAISE METER		
RE-LOCATE WATER METER		
ACCURACY TEST		
WATER TO BE TESTED		
WATER TASTE BAD	1	
CHECK WATER PRESSURE	1	
BAD SEWER SMELL	1	
IRRIGATION METER		
REPLACE MAN HOLE COVER		
LOCATE METER FOR CUSTOMER		
REPLACE METER /METER BOX/LID	1	
RESET TRANSPONDER		
BAD SEWER SMELL		
FLUSH LINES	2	
RUN 10 GAL WATER THRU		
METER BUSTED		
CHECK FOR TAMPER	1	
TURN OFF DUE TO LEAK	1	
REPLACE CUT-OFF VALVE	2	4
CHECK FOR LEAK	11	
CUSTOMER WANTS NEW METER	1	
Total		8
OVER-TIMES HOURS	106	
FIRE HYDRANTS		
ROAD PATCHES	3	
PULLED METERS		

  
Jim Agee, Forman

**Kingston Public Library (KPL)**  
1004 Bradford Way  
Kingston Tennessee 37763  
865-376-9905  
**"Knowledge is Power at your Library"**

6 July 2016

**TO: The Honorable Tim Neal**  
**Mayor, City of Kingston**  
**Mr. David Bolling**  
**Manager, City of Kingston**  
**Members of the City Council**

**FR: Emily Steele, MLIS**  
**Director**

**RE: Monthly Director's Report**

The following sum up library activities for the month of June, 2016:

**Programs**

On July 7<sup>th</sup>, the Dept. of Labor and Workforce Development's Career Coach will be here. It's a mobile lab to help people find jobs. We'll also have classes that day to show people how to use Tennessee Electronic Library's career resources.

Other technology classes will cover Windows 10, Tumblr, and Microsoft Publisher.

**Children's Programming**

Last month was our summer reading program. We had four programs with 247 participants. This week, we go back to our usual story-time programs.

**Upcoming programs**

Next month, we'll have a program to teach people how to knit.

**Summary**

Patron count for the month totaled 1862.

There were 3198 checkouts and 600 renewals for the month, totaling 3798.

The READS circulation for ebooks totaled 1584. Our total for the 15-16 FY was 17,659.

Respectfully submitted,  
ERS

**ROANE COUNTY EMERGENCY COMMUNICATIONS DISTRICT**  
**PO BOX 236, 330 CARDIFF VALLEY ROAD**  
**Rockwood, Tennessee 37854**  
**865-354-0704**  
**FAX 865-354-4983**

June 17, 2016

TO: All Board Members

FROM: Frances Long

The Quarterly E-911 Board meeting will be Thursday, June 23, 2016  
at 1:00 P.M., at the E-911 Center Administrative Office.

Enclosed please find:  
The agenda for the Board meeting.  
The March 2016 Board Minutes

The spreadsheet I keep for actual receipts and pay outs for  
March - May 2016 these have no accruals shown. Accountant's  
report shows accruals, enclosed is the latest report form the  
accountant.

Also enclosed list of bank account balances as of May 31,  
2016. This is all monies including designated funds and our CD  
with US Bank.

Any questions you have on these items will be covered in the  
board meeting.

AGENDA  
RCECD E-911 QUARTERLY BOARD MEETING  
JUNE 23, 2016

CALL TO ORDER

APPROVAL OF MINUTES OF MARCH 2016 MEETING

APPROVAL FINANCIAL STATEMENTS FOR MARCH 2016 - MAY 2016

CHAIRMAN'S REPORT

DISCUSS TCRS RATE FOR 2016-2017

MAY 2016 FUND BALANCE

DISCUSS TN CODE 7-86-105 & 7-86-314 CHANGE

COMMITTEE REPORTS

BUDGET/FINANCE COMMITTEE

APPROVAL 2015/2016 AMENDED BUDGET

APPROVAL 2016/2017 FISCAL YEAR BUDGET

BUILDING/EQUIPMENT COMMITTEE

GENERAL REPORT

PERSONNEL/TRAINING COMMITTEE

GENERAL REPORT

DIRECTOR'S REPORT

GENERAL REPORT

EMERGITECH CONFERENCE REPORT

OTHER BUSINESS

OLD~NEW BUSINESS NOT COVERED ABOVE

COMMITTEE'S AS OF 2016

BUDGET/FINANCE

Donnie Eblen  
Arvel McNelly  
Randy Heidle  
Marilyn Calfee  
John Harvey

PERSONNEL/TRAINING

Carolyn Granger  
Tony Brown  
Randy Heidle  
Marilyn Calfee

BUILDING/EQUIPMENT

Donnie Eblen  
Jack Stockton  
Tim Suter

*Tony Brown 6-23-16*

NOMINATING COMMITTEECAROLYN GRANGER MARILYN CALFEE RANDY HEIDLE

---

---

## PROPOSED E-911 BUDGET 2016-2017

**2.0% SALARY INCREASE + LONGIVITY BONUS**

	2015-2016	2016-2017
REVENUES	BUDGET	
3000 TECB 911 SURCHARGE(BASE)	664,518	664,518
3020 TECB EXCESS REVENUE	0	25,606
3040 DISPATCH SERVICES	559,030	617,145
5002 INTEREST INCOME	101	124
5005.01 MDT MAINTENANCE	10,200	19,564
5005.02 800 MHZ SYSTEM MAINT.	29,105	29,275
5009 OTHER INCOME	2,847	1,883
5009.01 NCIC/REC CLERK/COUNTY	42,103	43,366
TOTAL ESTIMATED REVENUE	1,307,904	1,401,481

## EXPENDITURES

**2.0% SALARY INCREASE + LONGIVITY**

4001 DIRECTOR	61,890	64,391
4002 COMPTROLLER	30,760	31,375
4021 ASSISTANT DIRECTOR	47,537	49,458
4004 DISPATCH TELECOM (9)	313,076	319,974
4005 DISPATCH SUPERVISOR (3)	109,786	112,900
4006 ADMIN-MAPPING	28,563	29,562
4006.01 P/T MAP CONSULTANT	8,640	8,640
4008 OVERTIME PAY	7,928	8,107
4009 PART TIME(24HRS WEEK) (1)	14,352	14,352
4012 HOLIDAY PAY	17,892	18,825
4013 CHRISTMAS BONUS	2,000	2,000
4015 CLERICAL PERSONNEL	25,000	25,500
4020 ADMIN - TAC	37,793	38,934
4022 NCIC RECORDS CLERK	35,257	35,962
4000 SOCIAL SECURITY TAX	45,909	47,085
4100 MEDICARE TAX	10,737	11,012
4103 LIFE INSURANCE	1,332	1,307
4104 MEDICAL INSURANCE	132,229	137,750
4108 STATE RETIREMENT	40,210	41,276
4109 SUTA TAX	2,264	2,268
4201 MAPPING/ADDRSSING	100	100
4203 AUDIT SERVICES	7,800	8,510
4204 ACCOUNTING SERVICES	4,030	3,936
4216 JANITORIAL SERVICE	4,050	4,150
4217 LEGAL & PROFESSIONAL	7,300	5,000
4218 MAINT. AGREEMENTS	43,201	34,936
4220 NCIC/TBI/TIES LINE	4,240	4,240
4225 PEST CONTROL	300	300
4299.02 TRASH DISPOSAL	192	192
4301 OFFICE SUPPLIES	1,450	1,700
4302 CUSTODIAL SUPPLIES	1,450	1,700
4303 DISPATCH SUPPLIES	600	600
4304 POSTAGE	730	784
4305 SMALL EQUIPMENT PURCHASE	2,100	7,000
4307 UTILITIES ELECTRIC	16,500	16,520
4308 UTILITIES GAS	1,815	1,300
4309 UTILITIES WATER	890	900
4309-01 UTILITIES SEWER	1,998	1,945
4310 GENERAL TELEPHONE(ADMIN	19,736	13,908
4311 CELL PHONE/VERIZON	1,500	1,925
4300 GEN TELE(CALL CENTER LINE)	35,964	35,400
4313 INTERNET CHARGES	2,005	0
4335 MAINT&REPAIR VEHICLE	1,100	1,000
4336 VEHICLE FUEL COST	2,500	1,720
4338 MISC MAINT & REPAIR	8,400	7,160
4339 MDT MAINTENANCE IN/OUT	10,200	19,564
4340 800 RADIO SYST. MAINT IN/OU	29,105	29,275



[illegible]

**MINUTES OF MARCH 2016  
ROANE COUNTY E-911 BOARD MEETING**

The Roane County Emergency Communications District (E-911) Board met Thursday, March 24, 2016 at 1:00 P.M. at the E-911 Center administrative office.

**MEMBERS PRESENT:** Tony Brown, Donnie Eblen, Carolyn Granger, John Harvey, Arvel McNelly, Tim Suter

**MEMBERS ABSENT:** , Marilyn Calfee, Randy Heidle, Jack Stockton

**EMPLOYEES PRESENT:** Mike Hooks, Robert Langley, Frances Long, Kim Tharp

**OTHERS:**

**CALL TO ORDER:**

Chairman Mr. Eblen called the meeting to order and declared a quorum.

**APPROVAL OF MINUTES:**

Motion was made by Mr. McNelly second Ms. Granger to approve the minutes from the December 2015 meeting, motion carried.

**FINANCIAL STATEMENT:**

Motion to approve December 2015 and January & February 2016 financial statements by Mr. Harvey seconded by: Ms. Granger, motion carried.

**CHAIRMAN'S REPORT:**

Discussed the February fund balance, it was noted we are debt free.

Discussed the Audit, we had a good audit only observation was the utility line was over slightly. The depreciation was over what was estimated on the last budget. Chair asked if there were any questions on the audit there was none.

**COMMITTEE REPORTS:**

**BUDGET/FINANCE COMMITTEE**

The committee has not met since last meeting. Will be meeting in early June on new budgets.

**BUILDING/EQUIPMENT COMMITTEE**

The committee has not met since last meeting.

**PERSONNEL/TRAINING COMMITTEE**

The committee has not met since last meeting.

## **DIRECTOR'S REPORT**

Thanked the Board for all the support he receives.

Reported on the Murray federal law suit, he received information on Tuesday the suit had been dismissed. She still has the option to appeal if she so chooses. Will keep Board informed if this happens.

Asked the Board if they have a chance to contact their representatives and ask them to support the following bills; Senate #2051 and House #2192. What this bill will do is give the Department of Revenue authority to collect the 911 phone fees. Back last year the State ECB began collecting these fees but they have no authority or way of tracking this to make sure all fees are being paid. The Revenue Department has the means and authority to be able to track these payments, and is willing to take on this responsibility. They would make these collections then send to funds to ECB to be distributed to the 911 Centers. We would pay the State a 1.1235% fee for this service.

Mike thanked Robert for all the time spent on phone outages this week. All the Admin lines went out, not the 911 lines, and calls could not come in or go out. The two of them spent most of the night getting this worked out. In the early morning hours Mike finally got some of the corporate AT&T people in Texas on this before it got resolved. It was about 8 AM before all problems were resolved.

Information note on the AT&T law suit; the Judge ruled in favor of AT&T but our lawyers have appealed it to the VI Circuit Court of Appeals.

In terms of the future for the Center, would like for the Board to start thinking about looking at some place to build a new consolidated center. We are out of room in our present facilities. This is not something that can take place within the next few months but is something to look toward and start planning for in the future.

## **OTHER BUSINESS**

### **ADJOURNMENT**

With no further business to come before the board, on motion by Ms. Granger second Mr. McNelly the meeting adjourned at 1:45 P. M.

Regular December 2015 minutes approved at the March Board Meeting of Roane County Emergency Communications District Board of Directors. Date: March 24, 2016.

---

Randy Heidle /Secretary-Treasurer

---

Donnie R. Eblen/Chairman

PROPOSED E-911 BUDG 2015-2016

NEW ACCOUNT #s FROM STATE ECB

APPROVED BY BOARD 06/25/2015

	2015-2016	BUDGET	ACTUAL	OVER(UNDER)	ACTUAL	OVER(UNDER)
REVENUES	BUDGET	MONTHLY	REC/PAY OUT	MONTH	YEAR	YEAR
			3/1-3/31/16	MARCH		
3010 TECB 911 SURCHARGE (BASE)	664,518	110,753.00	0.00	(110,753.00)	443,012.00	(221,506.00)
3020 TECB EXCESS REVENUE	0	0.00	0.00	0.00	12,803.00	12,803.00
3040 DISPATCH SERVICES	559,030	46,585.83	46,588.32	2.49	378,236.58	(180,793.42)
5002 INTEREST INCOME	101	8.42	11.20	2.78	93.85	(7.15)
5005.01 MDT MAINTENANCE	10,200	850.00	0.00	(850.00)	7,649.91	(2,550.09)
5005.02 800 MHZ SYSTEM MAINT.	29,105	2,425.42	0.00	(2,425.42)	28,900.72	(204.28)
5009 OTHER INCOME	2,847	237.25	1,680.00	1,442.75	2,832.00	(15.00)
5009.01 NCIC/REC CLERK/COUNTY	42,103	3,508.58	3,508.58	(0.00)	28,068.64	(14,034.36)
TOTAL ESTIMATED REVENUE	1,307,904	164,368.50	51,788.10	(112,580.40)	901,596.70	(406,307.30)
=====						
EXPENDITURES						
4001 DIRECTOR	61,890	5,157.50	4,760.76	(396.74)	47,505.86	(14,384.14)
4002 COMPTROLLER	30,760	2,563.33	2,366.16	(197.17)	23,603.80	(7,156.20)
4003 ASSISTANT DIRECTOR	47,537	3,961.42	3,656.70	(304.72)	36,388.01	(11,148.99)
4004 DISPATCHER (9@34579)	313,076	26,089.67	23,227.79	(2,861.88)	242,663.11	(70,412.89)
4005 DISPATCH/LEAD (3@35949)	109,786	9,148.83	8,381.15	(767.68)	63,491.72	(46,294.28)
4006 ADMIN-MAPPING	28,563	2,380.25	2,197.16	(183.09)	21,941.74	(6,621.26)
4006.01 P/T MAP CONSULT	8,640	720.00	720.00	0.00	6,480.00	(2,160.00)
4008 OVERTIME PAY	7,928	660.67	185.12	(475.55)	1,963.76	(5,964.24)
4009 PART TIME (24 HRS WEEK)	14,352	1,196.00	850.19	(345.81)	6,080.68	(8,271.32)
4012 HOLIDAY PAY	17,892	1,491.00	1,452.24	(38.76)	14,683.84	(3,208.16)
4013 CHRISTMAS BONUS	2,000	166.67	0.00	(166.67)	2,000.00	0.00
4015 ADMIN-CLERICAL	25,000	2,083.33	1,923.08	(160.25)	17,258.48	(7,741.52)
4020 ADMIN - TAC	37,793	3,149.42	2,936.24	(213.18)	29,076.58	(8,716.42)
4022 NCIC RECORD CLERK	35,257	2,938.08	2,712.08	(226.00)	27,084.36	(8,172.64)
4101 SOCIAL SECURITY TAX	45,909	3,825.75	3,414.40	(411.35)	33,342.21	(12,566.79)
4102 MEDICARE TAX	10,737	894.75	798.55	(96.20)	7,797.55	(2,939.45)
4103 LIFE INSURANCE	1,332	111.00	96.91	(14.09)	1,081.30	(250.70)
4104 MEDICAL INSURANCE	132,229	11,019.08	10,462.62	(556.46)	87,507.91	(44,721.09)
4108 STATE RETIREMENT	40,210	3,350.83	3,023.48	(327.35)	31,150.61	(9,059.39)
4109 SUTA TAX	2,264	188.67	0.00	(188.67)	598.20	(1,665.80)
4203 AUDIT SERVICES	7,800	650.00	0.00	(650.00)	8,100.00	300.00
4204 ACCOUNTING SERVICES	4,030	335.83	320.00	(15.83)	2,880.00	(1,150.00)
4216 JANITORIAL SERVICE	4,050	337.50	337.50	0.00	3,115.00	(935.00)
4217 LEGAL & PROFESSIONAL	7,300	608.33	0.00	(608.33)	0.00	(7,300.00)
4218 MAINT. AGREEMENTS	43,201	3,600.08	2,461.20	(1,138.88)	37,957.51	(5,243.49)
4220 NCIC/TBI/TIES LINE	4,240	353.33	0.00	(353.33)	1,680.00	(2,560.00)
4225 PEST CONTROL	300	25.00	25.00	0.00	250.00	(50.00)
4299.02 TRASH DISPOSAL	192	16.00	16.00	0.00	144.00	(48.00)
4301 OFFICE SUPPLIES	1,450	120.83	0.00	(120.83)	1,258.81	(191.19)
4302 CUSTODIAL SUPPLIES	1,450	120.83	22.44	(98.39)	1,301.04	(148.96)
4303 MAP/ADDRESS/DISP SUP	700	58.33	19.98	(38.35)	318.11	(381.89)
4304 POSTAGE	730	60.83	0.00	(60.83)	508.25	(221.75)
4305 SMALL EQUIPMENT PUR	2,100	175.00	0.00	(175.00)	5,464.97	3,364.97
4307 UTILITIES ELECTRIC	16,500	1,375.00	957.68	(417.32)	11,263.80	(5,236.20)
4308 UTILITIES GAS	1,815	151.25	274.28	123.03	829.33	(985.67)
4309 UTILITIES WATER	890	74.17	122.43	48.26	620.15	(269.85)
4310 UTILITIES SEWER	1,998	166.50	387.07	220.57	1,456.84	(541.16)
4310 GENERAL TELEPHONE (ADMIN)	19,736	1,644.67	1,887.07	242.40	16,363.36	(3,372.64)
4311 CELL PHONE/VERIZON	1,500	125.00	160.16	35.16	1,363.96	(136.04)
4312 GEN TELE(CALL CENTER LINE)	35,964	2,997.00	0.00	(2,997.00)	25,168.46	(10,795.54)
4313 INTERNET CHARGES	2,005	167.08	146.90	(20.18)	1,452.05	(552.95)
4335 MAINT&REPAIR VEHICLE	1,100	91.67	0.00	(91.67)	686.22	(413.78)

4339 VEHICLE FUEL COST	2,500	208.33	194.73	(13.60)	1,290.90	(1,209.10)
4340 MISC MAINT & REPAIR	8,400	700.00	120.00	(580.00)	4,105.20	(4,294.80)
4339 MDT MAINTENANCE IN/OUT	10,200	850.00	0.00	(850.00)	10,199.86	(0.14)
4340 800 RADIO SYST. MAINT IN/OUT	29,105	2,425.42	19,773.60	17,348.18	27,128.12	(1,976.88)
4401 BANK FEES	500	41.67	46.86	5.19	415.33	(84.67)
4405 DUES & SUBSCRIPTIONS	2,435	202.92	0.00	(202.92)	2,435.00	0.00
4406 TESTING/EVALUATION	1,250	104.17	0.00	(104.17)	1,620.00	370.00
4407 WORKERS COMP INSURE	2,500	208.33	0.00	(208.33)	1,278.00	(1,222.00)
4408 LIABILITY INSURANCE	27,025	2,252.08	0.00	(2,252.08)	24,049.00	(2,976.00)
4413 LICENSE & FEES	285	23.75	0.00	(23.75)	688.00	403.00
4414 SURETY BONDS	1,750	145.83	0.00	(145.83)	1,750.00	0.00
4418 TRAINING	1,500	125.00	930.00	805.00	2,099.95	599.95
4419 TRAVEL	1,200	100.00	81.03	(18.97)	1,600.15	400.15
4420 MEALS	900	75.00	102.42	27.42	1,162.41	262.41
4421 ADVERTISING	100	8.33	0.00	(8.33)	0.00	(100.00)
4422 MISCELLANEOUS EXP	1,500	125.00	0.00	(125.00)	458.69	(1,041.31)
4423 RENT/REP SITE(tank & propane)	350	29.17	0.00	(29.17)	90.00	(260.00)
4425 LODGING	2,000	166.67	364.92	198.25	1,864.44	(135.56)
5010 INTEREST EXPENSE	5,000	416.67	0.00	(416.67)	0.00	(5,000.00)
TOTAL ESTIMATED EXPENSE	1,230,706	102,558.83	101,915.90	(642.93)	906,116.63	(324,589.37)
ESTIMATED RECEIPTS	1,307,904		51,788.10			
VS						
ESTIMATED EXPENDITURE	1,230,706		101,915.90			
OVER (UNDER)	77,198					
DEPRECIATION	64,415					
OVER (UNDER) AFTER DEPRECIATION	12,783		-50,127.80			

## PROPOSED E-911 BUDG 2015-2016

## NEW ACCOUNT #s FROM STATE ECB

APPROVED BY BOARD 06/23/2015

REVENUES	2015-2016 BUDGET	BUDGET MONTHLY	ACTUAL REC/PAY OUT 4/1-4/30/16	OVER(UNDER) MONTH APRIL	ACTUAL YEAR	OVER(UNDER) YEAR
3010 TECB 911 SURCHARGE (BASE)	664,518	110,753.00	110,753.00	0.00	553,765.00	(110,753.00)
3020 TECB EXCESS REVENUE	0	0.00	0.00	0.00	12,803.00	12,803.00
3040 DISPATCH SERVICES	559,030	46,585.83	29,745.50	(16,840.33)	407,982.08	(151,047.92)
5002 INTEREST INCOME	101	8.42	10.35	1.93	104.20	3.20
5005.01 MDT MAINTENANCE	10,200	850.00	2,549.97	1,699.97	10,199.88	(0.12)
5005.02 800 MHZ SYSTEM MAINT.	29,105	2,425.42	0.00	(2,425.42)	28,900.72	(204.28)
5009 OTHER INCOME	2,847	237.25	325.00	87.75	3,157.00	310.00
5009.01 NCIC/REC CLERK/COUNTY	42,103	3,508.58	3,508.58	(0.00)	31,577.22	(10,525.78)
TOTAL ESTIMATED REVENUE	1,307,904	164,368.50	146,892.40	(17,476.10)	1,048,489.10	(259,414.90)
=====						
EXPENDITURES						
4001 DIRECTOR	61,890	5,157.50	4,760.76	(396.74)	52,266.62	(9,623.38)
4002 COMPTROLLER	30,760	2,563.33	2,366.16	(197.17)	25,969.96	(4,790.04)
4003 ASSISTANT DIRECTOR	47,537	3,961.42	3,656.70	(304.72)	40,044.71	(7,492.29)
4004 DISPATCHER (9@34579)	313,076	26,089.67	23,211.57	(2,878.10)	265,874.68	(47,201.32)
4005 DISPATCH/LEAD (3@35949)	109,786	9,148.83	8,438.19	(710.64)	71,929.91	(37,856.09)
4006 ADMIN-MAPPING	28,563	2,380.25	2,197.16	(183.09)	24,138.90	(4,424.10)
4006.01 P/T MAP CONSULT	8,640	720.00	720.00	0.00	7,200.00	(1,440.00)
4008 OVERTIME PAY	7,928	660.67	121.39	(539.28)	2,085.15	(5,842.85)
4009 PART TIME (24 HRS WEEK)	14,352	1,196.00	126.42	(1,069.58)	6,207.10	(8,144.90)
4012 HOLIDAY PAY	17,892	1,491.00	0.00	(1,491.00)	14,683.84	(3,208.16)
3 CHRISTMAS BONUS	2,000	166.67	0.00	(166.67)	2,000.00	0.00
4015 ADMIN-CLERICAL	25,000	2,083.33	1,923.08	(160.25)	19,181.56	(5,818.44)
4020 ADMIN - TAC	37,793	3,149.42	2,936.24	(213.18)	32,012.82	(5,780.18)
4022 NCIC RECORD CLERK	35,257	2,938.08	2,712.08	(226.00)	29,796.44	(5,460.56)
4101 SOCIAL SECURITY TAX	45,909	3,825.75	1,621.42	(2,204.33)	34,963.63	(10,945.37)
4102 MEDICARE TAX	10,737	894.75	379.18	(515.57)	8,176.73	(2,560.27)
4103 LIFE INSURANCE	1,332	111.00	108.91	(2.09)	1,190.21	(141.79)
4104 MEDICAL INSURANCE	132,229	11,019.08	10,462.62	(556.46)	97,970.53	(34,258.47)
4108 STATE RETIREMENT	40,210	3,350.83	2,940.58	(410.25)	34,091.19	(6,118.81)
4109 SUTA TAX	2,264	188.67	1,234.77	1,046.10	1,832.97	(431.03)
4203 AUDIT SERVICES	7,800	650.00	0.00	(650.00)	8,100.00	300.00
4204 ACCOUNTING SERVICES	4,030	335.83	0.00	(335.83)	2,880.00	(1,150.00)
4216 JANITORIAL SERVICE	4,050	337.50	300.00	(37.50)	3,415.00	(635.00)
4217 LEGAL & PROFESSIONAL	7,300	608.33	0.00	(608.33)	0.00	(7,300.00)
4218 MAINT. AGREEMENTS	43,201	3,600.08	629.00	(2,971.08)	36,586.51	(6,614.49)
4220 NCIC/TBI/TIES LINE	4,240	353.33	560.00	206.67	4,240.00	0.00
4225 PEST CONTROL	300	25.00	0.00	(25.00)	250.00	(50.00)
4299.02 TRASH DISPOSAL	192	16.00	16.00	0.00	160.00	(32.00)
4301 OFFICE SUPPLIES	1,450	120.83	52.45	(68.38)	1,311.26	(138.74)
4302 CUSTODIAL SUPPLIES	1,450	120.83	0.00	(120.83)	1,301.04	(148.96)
4303 MAP/ADDRESS/DISP SUP	700	58.33	0.00	(58.33)	318.11	(381.89)
4304 POSTAGE	730	60.83	62.52	1.69	570.77	(159.23)
4305 SMALL EQUIPMENT PUR	2,100	175.00	1,420.00	1,245.00	6,884.97	4,784.97
4307 UTILITIES ELECTRIC	16,500	1,375.00	1,032.15	(342.85)	12,295.95	(4,204.05)
4308 UTILITIES GAS	1,815	151.25	146.50	(4.75)	975.83	(839.17)
4309 UTILITIES WATER	890	74.17	55.44	(18.73)	675.59	(214.41)
9-01 UTILITIES SEWER	1,998	166.50	118.70	(47.80)	1,694.24	(303.76)
4310 GENERAL TELEPHONE (ADMIN)	19,736	1,644.67	1,026.37	(618.30)	17,665.19	(2,070.81)
4311 CELL PHONE/VERIZON	1,500	125.00	160.16	35.16	1,380.12	(119.88)
4312 GEN TELE(CALL CENTER LINE)	35,964	2,997.00	2,737.00	(260.00)	27,630.00	(8,334.00)
4313 INTERNET CHARGES	2,005	167.08	16.95	(150.13)	1,469.00	(536.00)
4335 MAINT&REPAIR VEHICLE	1,100	91.67	0.00	(91.67)	686.22	(413.78)

4436 VEHICLE FUEL COST	2,500	208.33	10.34	(197.99)	1,301.24	(1,198.76)
4438 MISC MAINT & REPAIR	8,400	700.00	610.00	(90.00)	4,715.20	(3,684.80)
4339 MDT MAINTENANCE IN/OUT	10,200	850.00	0.00	(850.00)	10,199.86	(0.14)
4340 800 RADIO SYST. MAINT IN/OUT	29,105	2,425.42	0.00	(2,425.42)	27,128.12	(1,976.88)
4401 BANK FEES	500	41.67	48.50	6.83	463.83	(36.17)
4405 DUES & SUBSCRIPTIONS	2,435	202.92	0.00	(202.92)	2,435.00	0.00
4406 TESTING/EVALUATION	1,250	104.17	0.00	(104.17)	1,620.00	370.00
4407 WORKERS COMP INSURE	2,500	208.33	0.00	(208.33)	1,278.00	(1,222.00)
4408 LIABILITY INSURANCE	27,025	2,252.08	0.00	(2,252.08)	24,049.00	(2,976.00)
4413 LICENSE & FEES	285	23.75	0.00	(23.75)	688.00	403.00
4414 SURETY BONDS	1,750	145.83	0.00	(145.83)	1,750.00	0.00
4418 TRAINING	1,500	125.00	0.00	(125.00)	2,099.95	599.95
4419 TRAVEL	1,200	100.00	221.54	121.54	1,821.69	621.69
4420 MEALS	900	75.00	0.00	(75.00)	1,162.41	262.41
4421 ADVERTISING	100	8.33	0.00	(8.33)	0.00	(100.00)
4422 MISCELLANEOUS EXP	1,500	125.00	0.00	(125.00)	458.69	(1,041.31)
4423 RENT/REP SITE(tank & propane)	350	29.17	0.00	(29.17)	90.00	(260.00)
4425 LODGING	2,000	166.67	1,095.14	928.47	2,959.58	959.58
5010 INTEREST EXPENSE	5,000	416.67	0.00	(416.67)	0.00	(5,000.00)
TOTAL ESTIMATED EXPENSE	1,230,706	102,558.83	80,235.99	(22,322.84)	986,327.32	(244,378.68)
ESTIMATED RECEIPTS	1,307,904		146,892.40			
VS						
ESTIMATED EXPENDITURE	1,230,706		80,235.99			
OVER (UNDER)	77,198					
DEPRECIATION	64,415					
OVER (UNDER) AFTER DEPRECIATION	12,783		66,656.41			



3 NEW ACCOUNT #'s FROM STATE ECB

PROVED BY BOARD 06/25/2015

REVENUES	2015-2016 BUDGET	BUDGET MONTHLY	ACTUAL REC/PAY OUT 5/1-5/31/16	OVER(UNDER) MONTH MAY	ACTUAL YEAR	OVER(UNDER) YEAR
3010 TECB 911 SURCHARGE (BASE)	664,518	110,753.00	0.00	(110,753.00)	553,765.00	(110,753.00)
3020 TECB EXCESS REVENUE	0	0.00	0.00	0.00	12,803.00	12,803.00
3040 DISPATCH SERVICES	559,030	46,585.83	66,934.92	20,349.09	474,917.00	(84,113.00)
5002 INTEREST INCOME	101	8.42	12.35	3.93	116.55	15.55
5005.01 MDT MAINTENANCE	10,200	850.00	0.00	(850.00)	10,199.88	(0.12)
5005.02 800 MHZ SYSTEM MAINT.	29,105	2,425.42	0.00	(2,425.42)	28,900.72	(204.28)
5009 OTHER INCOME	2,847	237.25	185.00	(52.25)	3,342.00	495.00
5009.01 NCIC/REC CLERK/COUNTY	42,103	3,508.58	0.00	(3,508.58)	31,577.22	(10,525.78)
TOTAL ESTIMATED REVENUE	1,307,904	164,368.50	67,132.27	(97,236.23)	1,115,621.37	(192,282.63)
=====						
EXPENDITURES						
4001 DIRECTOR	61,890	5,157.50	4,760.76	(396.74)	57,027.38	(4,862.62)
4002 COMPTROLLER	30,760	2,563.33	2,366.16	(197.17)	28,336.12	(2,423.88)
4003 ASSISTANT DIRECTOR	47,537	3,961.42	3,656.70	(304.72)	43,701.41	(3,835.59)
4004 DISPATCHER (9@34579)	313,076	26,089.67	23,239.76	(2,849.91)	289,114.44	(23,961.56)
4005 DISPATCH/LEAD (3@35949)	109,786	9,148.83	8,332.43	(816.40)	80,262.34	(29,523.66)
4006 ADMIN-MAPPING	28,563	2,380.25	2,197.16	(183.09)	26,336.06	(2,226.94)
4006.01 P/T MAP CONSULT	8,640	720.00	720.00	0.00	7,920.00	(720.00)
4008 OVERTIME PAY	7,928	660.67	297.13	(363.54)	2,382.28	(5,545.72)
4009 PART TIME (24 HRS WEEK)	14,352	1,196.00	0.00	(1,196.00)	6,207.10	(8,144.90)
4012 HOLIDAY PAY	17,892	1,491.00	0.00	(1,491.00)	14,683.84	(3,208.16)
3 CHRISTMAS BONUS	2,000	166.67	0.00	(166.67)	2,000.00	0.00
4015 ADMIN-CLERICAL	25,000	2,083.33	1,923.08	(160.25)	21,104.64	(3,895.36)
4020 ADMIN - TAC	37,793	3,149.42	2,936.24	(213.18)	34,949.06	(2,843.94)
4022 NCIC RECORD CLERK	35,257	2,938.08	2,712.08	(226.00)	32,508.52	(2,748.48)
4101 SOCIAL SECURITY TAX	45,909	3,825.75	3,276.35	(549.40)	38,239.98	(7,669.02)
4102 MEDICARE TAX	10,737	894.75	766.23	(128.52)	8,942.96	(1,794.04)
4103 LIFE INSURANCE	1,332	111.00	108.91	(2.09)	1,299.12	(32.88)
4104 MEDICAL INSURANCE	132,229	11,019.08	10,462.62	(556.46)	108,433.15	(23,795.85)
4108 STATE RETIREMENT	40,210	3,350.83	2,946.10	(404.73)	37,037.29	(3,172.71)
4109 SUTA TAX	2,264	188.67	0.00	(188.67)	1,832.97	(431.03)
4203 AUDIT SERVICES	7,800	650.00	0.00	(650.00)	8,100.00	300.00
4204 ACCOUNTING SERVICES	4,030	335.83	640.00	304.17	3,520.00	(510.00)
4216 JANITORIAL SERVICE	4,050	337.50	0.00	(337.50)	3,415.00	(635.00)
4217 LEGAL & PROFESSIONAL	7,300	608.33	0.00	(608.33)	0.00	(7,300.00)
4218 MAINT. AGREEMENTS	43,201	3,600.08	550.00	(3,050.08)	37,136.51	(6,064.49)
4220 NCIC/TBI/TIES LINE	4,240	353.33	0.00	(353.33)	4,240.00	0.00
4225 PEST CONTROL	300	25.00	25.00	0.00	275.00	(25.00)
4299.02 TRASH DISPOSAL	192	16.00	0.00	(16.00)	160.00	(32.00)
4301 OFFICE SUPPLIES	1,450	120.83	11.76	(109.07)	1,323.02	(126.98)
4302 CUSTODIAL SUPPLIES	1,450	120.83	55.95	(64.88)	1,356.99	(93.01)
4303 MAP/ADDRESS/DISP SUP	700	58.33	0.00	(58.33)	318.11	(381.89)
4304 POSTAGE	730	60.83	0.00	(60.83)	570.77	(159.23)
4305 SMALL EQUIPMENT PUR	2,100	175.00	0.00	(175.00)	6,884.97	4,784.97
4307 UTILITIES ELECTRIC	16,500	1,375.00	1,127.50	(247.50)	13,423.45	(3,076.55)
4308 UTILITIES GAS	1,815	151.25	0.00	(151.25)	975.83	(839.17)
4309 UTILITIES WATER	890	74.17	0.00	(74.17)	675.59	(214.41)
09-01 UTILITIES SEWER	1,998	166.50	159.60	(6.90)	1,853.84	(144.16)
4310 GENERAL TELEPHONE (ADMIN)	19,736	1,644.67	1,859.81	215.14	19,525.00	(211.00)
4311 CELL PHONE/VERIZON	1,500	125.00	161.43	36.43	1,541.55	41.55
4312 GEN TELE(CALL CENTER LINE)	35,964	2,997.00	2,737.00	(260.00)	30,367.00	(5,597.00)
4313 INTERNET CHARGES	2,005	167.08	146.90	(20.18)	1,615.90	(389.10)
4335 MAINT&REPAIR VEHICLE	1,100	91.67	38.28	(53.39)	724.50	(375.50)



4336 VEHICLE FUEL COST	2,500	208.33	134.46	(73.87)	1,435.70	(1,064.30)
8 MISC MAINT & REPAIR	8,400	700.00	656.24	(43.76)	5,371.44	(3,028.56)
4339 MDT MAINTENANCE IN/OUT	10,200	850.00	0.00	(850.00)	10,199.86	(0.14)
4340 800 RADIO SYST. MAINT IN/OUT	29,105	2,425.42	0.00	(2,425.42)	27,128.12	(1,976.88)
4401 BANK FEES	500	41.67	44.94	3.27	508.77	8.77
4405 DUES & SUBSCRIPTIONS	2,435	202.92	0.00	(202.92)	2,435.00	0.00
4406 TESTING/EVALUATION	1,250	104.17	0.00	(104.17)	1,620.00	370.00
4407 WORKERS COMP INSURE	2,500	208.33	0.00	(208.33)	1,278.00	(1,222.00)
4408 LIABILITY INSURANCE	27,025	2,252.08	0.00	(2,252.08)	24,049.00	(2,976.00)
4413 LICENSE & FEES	285	23.75	0.00	(23.75)	688.00	403.00
4414 SURETY BONDS	1,750	145.83	0.00	(145.83)	1,750.00	0.00
4418 TRAINING	1,500	125.00	0.00	(125.00)	2,099.95	599.95
4419 TRAVEL	1,200	100.00	0.00	(100.00)	1,821.69	621.69
4420 MEALS	900	75.00	248.64	173.64	1,411.05	511.05
4421 ADVERTISING	100	8.33	0.00	(8.33)	0.00	(100.00)
4422 MISCELLANEOUS EXP	1,500	125.00	20.01	(104.99)	478.70	(1,021.30)
4423 RENT/REP SITE(tank & propane)	350	29.17	0.00	(29.17)	90.00	(260.00)
4425 LODGING	2,000	166.67	0.00	(166.67)	2,959.58	959.58
5010 INTEREST EXPENSE	5,000	416.67	0.00	(416.67)	0.00	(5,000.00)
TOTAL ESTIMATED EXPENSE	1,230,706	102,558.83	79,319.23	(23,239.60)	1,065,646.55	(165,059.45)
ESTIMATED RECEIPTS	1,307,904		67,132.27			
VS						
ESTIMATED EXPENDITURE	1,230,706		79,319.23			
OVER (UNDER)	77,198					
DEPRECIATION	64,415					
OVER (UNDER) AFTER DEPRECIATION	12,783		-12,186.96			

PROPOSED E-911 BUDG 2015-2016		NEW ACCOUNT #'s FROM STATE ECB	
APPROVED BY BOARD 06/25/2015		AMENDED BUDGET	
REVENUES	2015-2016 BUDGET	2015-2016	AMENDED
3010 TECB 911 SURCHARGE (BAS	664,518	664,518.00	0.00
3020 TECB EXCESS REVENUE	0	12,803.00	12,803.00
3004 DISPATCH SERVICES	559,030	559,030.00	0.00
5002 INTEREST INCOME	101	101.00	0.00
5005.01 MDT MAINTENANCE	10,200	10,200.00	0.00
5005.02 800 MHZ SYSTEM MAINT.	29,105	29,105.00	0.00
5009 OTHER INCOME	2,847	2,847.00	0.00
5009.01 NCIC/REC CLERK/COUNT	42,103	42,103.00	0.00
TOTAL ESTIMATED REVENUE	1,307,904	1,320,707.00	12,803.00
=====			
EXPENDITURES			
4001 DIRECTOR	61,890	66,191.14	4,301.14
4002 COMPTROLLER	30,760	31,648.84	888.84
4003 ASSISTANT DIRECTOR	47,537	52,659.31	5,122.31
4004 DISPATCHER (9@34579)	313,076	326,032.94	12,956.94
4005 DISPATCH/LEAD (3@35949)	109,786	93,456.63	-16,329.37
4006 ADMIN-MAPPING	28,563	30,949.70	2,386.70
4006.01 P/T MAP CONSULT	8,640	8,640.00	0.00
4008 OVERTIME PAY	7,928	2,560.15	-5,367.85
4009 PART TIME (24 HRS WEEK)	14,352	6,207.10	-8,144.90
4012 HOLIDAY PAY	17,892	16,547.60	-1,344.40
4013 CHRISTMAS BONUS	2,000	2,000.00	0.00
4015 ADMIN-CLERICAL	25,000	23,989.32	-1,010.68
4020 ADMIN - TAC	37,793	39,565.79	1,772.79
4022 NCIC RECORD CLERK	35,257	37,338.99	2,081.99
4101 SOCIAL SECURITY TAX	45,909	43,910.00	-1,999.00
4102 MEDICARE TAX	10,737	10,337.00	-400.00
4103 LIFE INSURANCE	1,332	1,408.03	76.03
4104 MEDICAL INSURANCE	132,229	119,000.00	-13,229.00
4108 STATE RETIREMENT	40,210	40,210.00	0.00
4109 SUTA TAX	2,264	2,264.00	0.00
4203 AUDIT SERVICES	7,800	8,100.00	300.00
4204 ACCOUNTING SERVICES	4,030	3,840.00	-190.00
4216 JANITORIAL SERVICE	4,050	4,050.00	0.00
4217 LEGAL & PROFESSIONAL	7,300	3,000.00	-4,300.00
4218 MAINT. AGREEMENTS	43,201	37,500.00	-5,701.00
4220 NCIC/TBI/TIES LINE	4,240	4,240.00	0.00
4225 PEST CONTROL	300	300.00	0.00
4299.02 TRASH DISPOSAL	192	192.00	0.00
4301 OFFICE SUPPLIES	1,450	1,450.00	0.00
4302 CUSTODIAL SUPPLIES	1,450	1,450.00	0.00
4303 MAP/ADDRESS/DISP SUP	700	350.00	-350.00
4304 POSTAGE	730	700.00	-30.00
4305 SMALL EQUIPMENT PUR	2,100	7,425.00	5,325.00
4307 UTILITIES ELECTRIC	16,500	16,500.00	0.00
4308 UTILITIES GAS	1,815	1,425.00	-390.00
4309 UTILITIES WATER	890	890.00	0.00
4309-01 UTILITIES SEWER	1,998	2,015.00	17.00
4310 GENERAL TELE ADMIN	19,736	21,300.00	1,564.00
4311 CELL PHONE/VERIZON	1,500	1,702.00	202.00
4312 GENERAL TELE CALL CENT	35,964	33,500.00	-2,464.00
4313 INTERNET CHARGES	2,005	1,910.00	-95.00
4335 MAINT&REPAIR VEHICLE	1,100	800.00	-300.00

[illegible]

MEMO TO CHAIRMAN

AS OF MAY 31, 2016, FOLLOWING ARE THE FUNDS WE HAVE ON HAND NOT COUNTING THE CERTIFICATE OF DEPOSIT.

REVENUE FUND \$ 827,077.77

OPERATING ACCOUNT \$ 102,623.23

TOTAL FUNDS \$ 929,701.00

LESS DESIGNATED	\$- 8,795.11	MDT MAINTENANCE.
LESS 800 MHZ	\$- 3,506.90	ANNUAL MAINTENANCE
LESS CAPITAL ASSETS SOLD	\$- 1,677.00	CAR,GENERATOR,BATTRIES
LESS ECB EQUIP REIMBURSE	\$-194,044.37	NG911 CONTROLLER
LESS EST 3 MONTH RESERVE	<u>\$-190,000.00</u>	FOR CURRENT EXPENSE

TOTAL DESIGNATED & EST 3,MO \$-398,023.38

**TOTAL UN-DESIGNATED** **\$ 531,677.62**

AVAILABLE CASH \$ 531,677.62

=====

\*\*\*\*

CERTIFICATE OF DEPOSIT \$ 60,517.30

0.60 % MATURITY DATE 10/23/2017 \$

TOTAL CD \$ 60,517.30

=====

\*\*\*\*\* PRESENT DEBT OTHER THAN CURRENT EXPENSES\*\*\*\*\*

**NONE**

=====

WE ARE RECEIVING THE ECB PAYMENT OF 110,753.00 EVERY TWO MONTHS

**ROANE COUNTY  
EMERGENCY COMMUNICATIONS DISTRICT**

**330 CARDIFF VALLEY ROAD  
P.O. BOX 236  
ROCKWOOD, TN 37854  
PH.(865)354-0704 FAX (865)354-4983**

April 28, 2016

Donnie Eblen  
RCECD Board Chairman

Attention: RCECD Board of Directors

Attached you will find a copy of TN House Bill 2418 and TN Senate Bill 2007 reflecting an amendment to Tennessee Code Annotated, Section 7-86-105 and 7-86-314. Section 1 is amended by deleting subsection (a) and making a substitution. This amendment is in reference to necessary actions to take regarding consecutive unexcused absences of members of the board of directors of a emergency communications district and will become effective July 1, 2016.

Section 2 states that the act shall take effect upon becoming law.

Respectfully,

A handwritten signature in dark ink, appearing to read 'Donnie Eblen', followed by a horizontal line extending to the right.

Donnie Eblen  
RCECD Board Chairman

CC: Roane County Executive Ron Woody

SENATE BILL 2007

By Ketron

AN ACT to amend Tennessee Code Annotated, Section 7-86-105 and Section 7-86-314, relative to the removal of emergency communications district board members.

BE IT ENACTED BY THE GENERAL ASSEMBLY OF THE STATE OF TENNESSEE:

SECTION 1. Tennessee Code Annotated, Section 7-86-314, is amended by deleting subsection (a) and substituting instead the following:

(a) Effective July 1, 2016, any member of the board of directors of an emergency communications district with four (4) consecutive unexcused absences or who fails to attend at least fifty percent (50%) of regularly scheduled meetings within any twelve (12) month period shall automatically be removed from the board. The chair of the board of directors or acting chair shall notify the appointing authority in writing that a member has been removed and that a vacancy exists on the board. Upon the removal of a member pursuant to this subsection, a successor shall be appointed to serve the remainder of the term of the member being replaced.

SECTION 2. This act shall take effect upon becoming law, the public welfare requiring it.

**ROANE CTY EMERGENCY COMM DIST E-911**  
**SUPPLEMENTAL SCHEDULE -**  
**BUDGETARY COMPARISON SCHEDULE**  
**For the One Month and Ten Months Ended April 30, 2016**

	1 Month Ended				10 Months Ended			
	Actual	Budget	Variance	Percent	Actual	Budget	Variance	Percent
	April 30, 2016	April 30, 2016			April 30, 2016	April 30, 2016		
<b>Operating Revenues</b>								
TECB Distribution of 911 Surcharges	\$ 110,753	\$ 55,377	55,376	78.83	\$ 553,765	\$ 553,765	-	54.31
TECB Distribution of Excess Revenue	-	-	-	0.00	12,803	-	12,803	1.26
Other Op Rev (Dispatch Services)	29,746	46,586	(16,840)	21.17	452,991	465,858	(12,867)	44.43
<b>Total Operating Revenues</b>	<b>140,499</b>	<b>101,963</b>	<b>38,536</b>	<b>100.00</b>	<b>1,019,559</b>	<b>1,019,623</b>	<b>(64)</b>	<b>100.00</b>
<b>Operating Expenses</b>								
<b>Salaries and Wages</b>								
Salary - Director	4,761	5,158	(397)	3.39	52,267	51,575	692	5.13
Salary - Administrative Personnel	2,366	2,563	(197)	1.68	25,970	25,633	337	2.55
Salaries - Assistant Director	3,657	3,961	(304)	2.60	40,045	39,614	431	3.93
Salary - Dispatchers/Telecommunica	23,212	26,090	(2,878)	16.52	265,846	260,897	4,949	26.07
Salary - Dispatch Supervisor Personn	8,438	9,149	(711)	6.01	71,949	91,488	(19,539)	7.06
Salary - Mapping/Address Personnel	2,197	2,380	(183)	1.56	24,139	23,803	336	2.37
P/T Salary-Mapping	720	720	-	0.51	7,200	7,200	-	0.71
Overtime Pay	121	661	(540)	0.09	2,085	6,607	(4,522)	0.20
Part-time Personnel	126	1,196	(1,070)	0.09	6,217	11,960	(5,743)	0.61
Holiday Pay	-	1,491	(1,491)	0.00	14,684	14,910	(226)	1.44
Christmas Bonus	-	167	(167)	0.00	2,000	1,667	333	0.20
Salary-Clerical Personnel	1,923	2,083	(160)	1.37	19,182	20,833	(1,651)	1.88
Salaries - Dispatch Supervisor	2,936	3,149	(213)	2.09	32,013	31,494	519	3.14
Admin Records Clerk	2,712	2,938	(226)	1.93	29,796	29,381	415	2.92
<b>Total Salaries and Wages</b>	<b>53,170</b>	<b>61,706</b>	<b>(8,536)</b>	<b>37.84</b>	<b>593,392</b>	<b>617,062</b>	<b>(23,670)</b>	<b>58.20</b>
<b>Employee Benefits</b>								
Taxes - Payroll - Social Security	3,278	3,826	(548)	2.33	36,659	38,258	(1,599)	3.60
Taxes - Payroll - Medicare	767	895	(128)	0.55	8,573	8,948	(375)	0.84
Life Insurance	109	111	(2)	0.08	1,190	1,110	80	0.12
Insurance - Employee Health	11,168	11,019	149	7.95	104,651	110,191	(5,540)	10.26
Retirement Contributions	2,941	3,351	(410)	2.09	31,514	33,508	(1,994)	3.09
Other Postemployment Benefits (OP	-	189	(189)	0.00	-	1,887	(1,887)	0.00
Taxes - Payroll - SUTA	1,251	-	1,251	0.89	2,979	-	2,979	0.29
<b>Total Employee Benefits</b>	<b>19,514</b>	<b>19,390</b>	<b>123</b>	<b>13.89</b>	<b>185,567</b>	<b>193,901</b>	<b>(8,334)</b>	<b>18.20</b>
<b>Contracted Services</b>								
Audit Services	-	650	(650)	0.00	8,100	6,500	1,600	0.79
Accounting / Bookkeeping Services	-	336	(336)	0.00	2,880	3,358	(478)	0.28
Janitorial Services	300	338	(38)	0.21	3,078	3,375	(297)	0.30
Legal and Professional	-	608	(608)	0.00	-	6,083	(6,083)	0.00
Maintenance Agreements	5,976	3,600	2,376	4.25	30,453	36,001	(5,548)	2.99
NCIC/TBI/TIES Expenses	853	353	500	0.61	2,533	3,533	(1,000)	0.25
Pest Control	25	25	-	0.02	250	250	-	0.02
Trash Disposal	16	16	-	0.01	160	160	-	0.02
<b>Total Contracted Services</b>	<b>7,170</b>	<b>5,928</b>	<b>1,244</b>	<b>5.10</b>	<b>47,454</b>	<b>59,261</b>	<b>(11,806)</b>	<b>4.65</b>

See accountants' compilation report.

# ROANE CTY EMERGENCY COMM DIST E-911

## SUPPLEMENTAL SCHEDULE - BUDGETARY COMPARISON SCHEDULE

For the One Month and Ten Months Ended April 30, 2016

	1 Month Ended				10 Months Ended			
	Actual	Budget	Variance	Percent	Actual	Budget	Variance	Percent
	April 30, 2016	April 30, 2016			April 30, 2016	April 30, 2016		
<b>Supplies and Materials</b>								
Office Supplies	52	121	(69)	0.04	1,071	1,208	(137)	0.11
Janitorial Supplies	-	121	(121)	0.00	1,289	1,208	81	0.13
Data Processing Supplies	-	58	(58)	0.00	318	583	(265)	0.03
Postage	63	61	2	0.04	571	608	(37)	0.06
Equipment Purchases Not Capitalize	1,420	175	1,245	1.01	10,463	1,750	8,713	1.03
Utilities - Electric	1,032	1,375	(343)	0.73	12,296	13,750	(1,454)	1.21
Utilities - Natural Gas/Propane	147	151	(4)	0.10	976	1,513	(537)	0.10
Utilities - Water	(63)	74	(137)	(0.04)	557	742	(185)	0.05
Utilities - Sewer	237	167	70	0.17	1,694	1,665	29	0.17
Utilities - General Telephone (Admin	2,138	1,645	493	1.52	17,554	16,447	1,107	1.72
Utilities-Cell Phones & Pagers	160	125	35	0.11	1,524	1,250	274	0.15
Utilities - General Telephone (Call Ce	2,462	2,997	(535)	1.75	27,630	29,970	(2,340)	2.71
Cable/Internet Charges	147	167	(20)	0.10	1,469	1,671	(202)	0.14
Maintenance & Repairs - Vehicles	-	92	(92)	0.00	686	917	(231)	0.07
Fuel - Gasoline & Diesel	10	208	(198)	0.01	1,301	2,083	(782)	0.13
Misc/Maint/Repair	490	700	(210)	0.35	4,550	7,000	(2,450)	0.45
MDT Maintenance	850	850	-	0.60	8,479	8,500	(21)	0.83
800 Radio Sys Maint	2,208	2,425	(217)	1.57	22,713	24,254	(1,541)	2.23
<b>Total Supplies and Materials</b>	<b>11,353</b>	<b>11,512</b>	<b>(159)</b>	<b>8.08</b>	<b>115,142</b>	<b>115,119</b>	<b>23</b>	<b>11.29</b>
<b>Other Charges</b>								
Bank Charges	49	42	7	0.03	467	417	50	0.05
Dues and Memberships	203	203	-	0.14	2,029	2,029	-	0.20
Testing and Evaluations	-	104	(104)	0.00	1,620	1,042	578	0.16
Insurance - Workers' Compensation	(1,888)	208	(2,096)	(1.34)	(290)	2,083	(2,373)	(0.03)
Insurance - Liability	2,004	2,252	(248)	1.43	19,903	22,521	(2,618)	1.95
Licenses and Fees	-	24	(24)	0.00	686	238	450	0.07
Premiums on Surety Bonds	70	146	(76)	0.05	770	1,458	(688)	0.08
Training Expenses	-	125	(125)	0.00	2,100	1,250	850	0.21
Travel Expenses	222	100	122	0.16	1,822	1,000	822	0.18
Meals	-	75	(75)	0.00	1,112	750	362	0.11
Advertising	-	8	(8)	0.00	51	83	(32)	0.01
Miscellaneous Expense	-	125	(125)	0.00	699	1,250	(551)	0.07
Rent - Repeater Site	-	29	(29)	0.00	90	292	(202)	0.01
Lodging	1,095	167	928	0.78	2,890	1,667	1,223	0.28
<b>Total Other Charges</b>	<b>1,754</b>	<b>3,608</b>	<b>(1,854)</b>	<b>1.25</b>	<b>33,950</b>	<b>36,079</b>	<b>(2,130)</b>	<b>3.33</b>
<b>Depreciation</b>								
Depreciation	9,422	-	9,422	6.71	92,142	-	92,142	9.04
<b>Total Depreciation</b>	<b>9,422</b>	<b>-</b>	<b>9,422</b>	<b>6.71</b>	<b>92,142</b>	<b>-</b>	<b>92,142</b>	<b>9.04</b>
<b>Total Operating Expenses</b>	<b>102,382</b>	<b>102,142</b>	<b>239</b>	<b>72.87</b>	<b>1,067,647</b>	<b>1,021,422</b>	<b>46,225</b>	<b>104.72</b>
<b>Operating Income (Loss)</b>	<b>38,117</b>	<b>(179)</b>	<b>38,297</b>	<b>27.13</b>	<b>(48,088)</b>	<b>(1,799)</b>	<b>(46,289)</b>	<b>(4.72)</b>
<b>Nonoperating Revenues and (Expenses)</b>								
Interest Expense	-	(417)	(417)	0.00	-	(4,167)	(4,167)	0.00
Interest Income	10	8	2	0.01	104	84	20	0.01

See accountants' compilation report.



**ROANE CTY EMERGENCY COMM DIST E-911**  
**SUPPLEMENTAL SCHEDULE -**  
**BUDGETARY COMPARISON SCHEDULE**

**For the One Month and Ten Months Ended April 30, 2016**

	1 Month Ended				10 Months Ended			
	Actual	Budget	Variance	Percent	Actual	Budget	Variance	Percent
	<u>April 30, 2016</u>	<u>April 30, 2016</u>			<u>April 30, 2016</u>	<u>April 30, 2016</u>		
Contribution from Other Govt/Agenci	-	-	-	0.00	92,713	-	92,713	9.09
MDT Maintenance Other Gov/Agenci	2,550	850	1,700	1.81	9,738	8,500	1,236	0.95
800 Radio System Maint. Other Gov/	-	2,425	(2,425)	0.00	29,243	24,254	4,989	2.87
Miscellaneous Income	340	237	103	0.24	1,912	2,373	(461)	0.19
Misc/Rec Clerk/County	3,509	3,509	-	2.50	31,577	35,086	(3,509)	3.10
<b>Total Other Income (Expenses)</b>	<b>6,409</b>	<b>6,613</b>	<b>(204)</b>	<b>4.56</b>	<b>165,286</b>	<b>66,130</b>	<b>99,156</b>	<b>(16.21)</b>
<b>Change in net position</b>	<b>\$ 44,526</b>	<b>\$ 6,434</b>	<b>38,092</b>	<b>31.69</b>	<b>\$ 117,198</b>	<b>\$ 64,332</b>	<b>52,867</b>	<b>11.49</b>

See accountants' compilation report.



## City of Kingston

### Project Status Update

June 2016

### GREENWAY

		Date Completed/Closed Out
Project Cost:	\$369,505.00	
Engineer/Architect/Consultant:	V&M	
Contractor:		
Status (Percent complete)	99%	
Estimated Completion Date	July 1, 2016	
Notable outstanding issues:		

Notes:

1. Final Punch list items being completed.
2. Awaiting delivery of final signage.

### HOME GRANT

		Date Completed/Closed Out
Project Cost:	\$250,000	
Engineer/Architect/Consultant:	Comm. Dev. Partners	
Contractor:		
Status (Percent complete)	0%	
Estimated Completion Date	Spring 2016	
Notable outstanding issues:	Home Inspections	

Notes:

1. Home Inspections set to begin in early July.

### LPRF GERTRUDE PORTER PARK

		Date Completed/Closed Out
Project Cost:	\$500,000	
Engineer/Architect/Consultant:	Robert Campbell	
Contractor:		
Status (Percent complete)	5%	
Estimated Completion Date	Fall 2016	
Notable outstanding issues:	Awarding of contract	

Notes:

1. Working on options for lighting.
2. Awarding of contract to Southeast Construction pending.

## CDBG SEWER PLANT IMPROVEMENTS

		Date Completed/Closed Out
Project Cost:	\$630,000	
Engineer/Architect/Consultant:	V&M	
Contractor:		
Status (Percent complete)	5%	
Estimated Completion Date	Winter 2017	
Notable outstanding issues:	Awarding of contract	

Notes:

1. Bids under review.